

[Welcome to Essentials](#)

- ✔ **Get Ready to Lead**
 - [Session Preparation Overview](#)
 - [Sample Group Discussion Flow](#)
 - [Mini-Journal Cards](#)
 - [Do-it-Yourself Card Sleeve](#)

A
track

How to help people begin to grow spiritually and multiply

4 Walks

Help them get to know God and start to relate to Him

- ▶ **Assured:** *Gaining assurance of salvation* [MJ](#)
- ▶ **Forgiven:** *Experiencing God's forgiveness* [MJ](#)
- ▶ **Filled:** *Being filled with the Holy Spirit* [MJ](#)
- ▶ **Continually:** *Relate to God all the time* [MJ](#)

4 Talks

Help them trust God for new habits in their lives, in light of their relationships with Him and the availability of His power and wisdom

- ▶ **Apply:** *Studying and applying the Bible* [MJ](#)
- ▶ **Pray:** *Talking with God* [MJ](#)
- ▶ **Witness:** *Witnessing to non-Christians* [MJ](#)
- ▶ **Fellowship:** *Having fellowship with Christians* [MJ](#)

4 Ministries

Help them understand some important ways to minister to others, so they can pass on what God has given them

- ▶ **Love:** *Realizing love is the foundation for ministry* [MJ](#)
- ▶ **Win:** *Helping people come to know God* [MJ](#)
- ▶ **Build:** *Helping people grow to be true followers of Jesus* .. [MJ](#)
- ▶ **Send:** *Helping followers of Jesus minister to others* [MJ](#)

B
track

How to help Christians continue to grow spiritually and multiply

4 Facts

Help them know some important facts about Jesus Christ, so they can respond to Him properly

- ▶ **God:** *Respecting Jesus as God* [MJ](#)
- ▶ **Man:** *Knowing Jesus understands our problems* [MJ](#)
- ▶ **Savior:** *Knowing why Jesus died for our sins* [MJ](#)
- ▶ **Servant:** *Helping and serving others as Jesus did* [MJ](#)

4 Helps

Help them understand that the Holy Spirit is given to help us live a supernatural life

- ▶ **Power:** *Experiencing God's power for living* [MJ](#)
- ▶ **Truth:** *Discerning what is true* [MJ](#)
- ▶ **Peace:** *Experiencing peace in overwhelming situations* [MJ](#)
- ▶ **Words:** *Expressing spiritual truth* [MJ](#)

4 Attitudes

Help them trust God the Father to change their perspectives about Him

- ▶ **Trust:** *Trusting God rather than yourself* [MJ](#)
- ▶ **Love:** *Loving and worshipping God wholeheartedly* [MJ](#)
- ▶ **Obey:** *Doing what pleases God* [MJ](#)
- ▶ **Use:** *Using well what God gives you, for His purpose* [MJ](#)



Welcome to Essentials for Spiritual Growth and Multiplication!

This is a small group discussion series designed to help people grow in Christ and get involved in ministry and multiplication as soon as possible.

The Format

Essentials doesn't fit the typical Bible study pattern — there are no lectures or workbooks. The approach is simple and relevant to the way most people prefer to learn: connecting with peers, discussing instead of just listening, considering life stories, and making immediate practical application.

An Essentials session is simply a directed conversation around key passages of Scripture. Group members pray and consider what the Scriptures say and how they apply to daily life. But don't worry, you don't need to be a Bible scholar to lead a session. Your role as a leader is to guide the group in discovering truth together.

The Content

Essentials is divided into two tracks. Track A has twelve discussions that teach the "DNA" of the Christian life. Track B has twelve discussions that teach more in-depth about knowing and responding to God. All the sessions are organized into groups by theme. A group can be taught independently or in the suggested order.

This Essentials Leader's Guide will help you get the conversation going. Your first stop is the Dashboard. From here you can see all the discussion titles and how they relate to each other. This PDF works much like a Web page. Click on any session title link to see its corresponding *Group Discussion Flow* page.

The Discussion

Every discussion moves through four phases: **connect** with needs, **hear** what God says, **apply** that to life and **tell** someone they know. The *Group Discussion Flow* helps you direct the conversation with open-ended questions to ask, and Bible stories/passages to read or tell. To give you additional insight, brief commentary on the Scriptures is included.

There is a *Mini-Journal card* for each discussion. The *Mini-Journal card* helps group members summarize in writing their **lesson learned**, **action to take** and **person to tell**. Print out the cards and give one to each person in your group during the discussion.

Get ready

To help you get ready, there is a *Notes and Preparation Checklist* for every discussion. This checklist helps you think through the discussion flow beforehand so you have examples, alternate questions and transitions to use during the session.

Click on any Essentials logo in the document to quickly return to the Dashboard. You'll find links to additional leader's helps if you need them.

There's some fun stuff for you too. As your group members collect their *Mini-Journal cards*, a [pre-designed sleeve](#) can be printed and assembled to store them in.

Get Going

So how can you get started? The best way is to pray for wisdom and confidence. God is quite able to give you whatever you need to lead your group. More than anything else, realize that it is God who touches lives and causes spiritual growth and multiplication. Pray often that He will work supernaturally through you and your group members.

Now you're ready to invite friends and acquaintances to be a part of your very own Essentials group!

Get Ready: Session Preparation Overview



Getting ready to lead an Essentials session is simple. There is a one-page outline with helpful notes and a preparation checklist. The discussion is designed to flow through four phases, as explained below. You also have Mini-Journals for each session to print and give to your group members.

Four Phases of each Group Discussion Flow

connect with needs

Use Examples

Have a good personal example ready to illustrate how you have experienced the stated truth. This entry into the Bible discussion is intended to be a sharing of personal experiences, not a debating of opinions. It should create a climate where most people acknowledge the truth from life experience, so you can easily lead into the **hear** section with a statement like, "This is also true in a relationship with God (in the Christian life, etc.)."

Use Discernment

Part of connecting with the people in your group is assessing where they are spiritually. If there are a number of non-Christians present, your session may contain more basic explanations and you may need to be sensitive about prayer times, etc.

hear what God says

Read the suggested Bible passages. Think about which passage(s) you would like to use, or will have time to use.

Plan ahead which questions you want to ask for each passage. While flexibility is important, this advance preparation will help you guide the discussion more easily.

Consider the standard questions found alongside the Bible passages in the **Group Discussion Flow** section of each session, or choose from the alternate questions found in the **hear** section of the **Notes and Preparation Checklist**. Feel free to come up with your own questions, based on the spiritual interest and maturity of your group. For example, if your group consists mainly of non-Christians or very young Christians, you may need to ask questions which clarify or ensure proper understanding, such as, "Is there anything about this passage that isn't making sense to you?"

Before you begin: Pray

Only God can empower you to have a truly successful session. Take time to pray for that before you dig into your specific preparation. Pray also that each person in your group will:

1. Attend the session.
2. Be helped by God to understand what is discussed.
3. Apply the main lesson in a specific way.
4. Share what they learn with someone else.

apply that to life

Application should flow very directly from the **hear** discussions. This is a good place to reiterate the theme and the main lesson of the study, and have them write down a **lesson learned**.

For example, in the "Assured" session you could say something like: "We agreed in our discussion at the beginning of the session that relationships thrive on acceptance and assurance. This includes a relationship with God. We can see from our discussions related to the Bible passage(s) we looked at that God does indeed love and accept people who have established a relationship with Him. So it is crucial to be sure of your personal relationship with God." The next logical question is, "Why don't we always experience assurance in our personal relationship with God?"

This can lead into some ideas for individual application. Make sure your group members write down an **action to take**, and share and pray about it. Again, you may need to be ready with a personal example. Remember, life change leads to motivation to continue to grow and to talk about Christ with others.

tell someone they know

Make sure your group members write down at least one **person to tell** what they have learned from each lesson. This should be someone outside the group. Recognize that some might be reluctant to talk about spiritual things with friends, but those kinds of discussions help the gospel spread through the networks of people your group members know.

From time to time over the weeks, ask yourself:

What are some things I can do to build stronger relationships in the group? (For example, is this a good week to take a break from the regular material to do a group activity?)

Who seems to be ready to be challenged to take on his/her own group? Plan a time to talk to them about it. Let him/her take a part of one of your sessions, and acquaint them with this **Session Preparation Overview**.

Are there some group members who seem like they don't know Christ? Pray and look for opportunities to share Christ with them.

Time to Multiply

After several weeks, see if some in your group might like to do what you have been doing, with their own groups. Look for people who are particularly faithful to attend and are excited about the discussion, application and sharing. (People they have been telling week-to-week may be willing to join their new groups.)

Talk to them about how important it is for group leaders to be growing in their walk with the Lord. Persistent sin grieves God and undermines a person's credibility with group members. It is a privilege to teach people about God, but it is also a sobering responsibility.

If they are willing to accept that responsibility,

give them copies of this **Session Preparation Overview** and the **Sample Group Discussion Flow**. Walk through these with them and answer questions. You might want to help them prepare a lesson. If possible, have them teach a part (or all) of one of your group sessions. Give suggestions afterwards to help them be ready to start a new group.

Now you are getting seriously involved in spiritual multiplication. Before long, there may be several groups meeting because of how God used you in starting your original group. You will begin to identify with the Apostle John when he said in 1 John 1:4, "We want you to enjoy this, too. Your joy will double our joy!"

Get Ready: Sample Group Discussion Flow



To prepare for the first session using this how-to guide, go to the first topic, [4 Walks—Assured](#). The session has four parts, which are explained below.

connect with needs

After connecting personally with the people in your group, pray and then state this simple truth: “Relationships thrive on acceptance and assurance.” You have probably experienced this in your life, as have your group members, so people can share experiences related to that truth. Following this sharing, transition to reading from the Bible by saying, “This is also true in a relationship with God.”

hear what God says

Taking one Bible passage at a time, ask the standard questions found alongside the suggested Scripture passages in each lesson. You can also use the alternate questions found in the *Notes and Preparation Checklist* at the bottom of the **hear** section. This section always provides additional discussion questions which pertain to the specific passages in each lesson. For example, when discussing Luke 15:11-24, you could add the following questions:

1. What are some evidences of the father's love and acceptance of the rebellious son?
2. In what ways were the son's thoughts and actions reflective of the father's love and acceptance?
3. What are some things we can learn about relationships from this story?

As you lead the discussion, remember that you are seeking to engage people in the learning process, rather than simply telling them what they need to know. Encourage discussion by listening intently and inviting others to share what they think. If you encounter silence in answer to a question, call on someone who often has something to say. If some people have been quiet for a while, ask if there is something they would like to add.

Try to sense when your group members are really seeing how this truth works in a relationship with God. (Note that you might not need to discuss all the Bible passages or ask all of the discussion questions to accomplish this.) One way to transition to **apply** is to review what has been covered: “We agreed that relationships thrive on acceptance and assurance. We also saw that God does accept us. But that won't help us unless we feel sure of His acceptance.”

apply that to life

After reviewing key points from your discussion, state the main lesson: “Be sure of your personal relationship with God.” In other words, reiterate that the Bible teaches that God loves and accepts each of us as His child, if we have trusted Christ as our Savior.

Have them write the **lesson learned** in the space provided in the Mini-Journal. (You should print corresponding Mini-Journals for each Essentials session you teach.)

Of course, the **lesson learned** is most helpful if your group members apply it to their lives. That is the next step: Ask, “Why don't we always experience assurance in our personal relationship with God?” In other words, “If the Bible teaches that we are accepted by God, why don't we always feel accepted by Him?”

Once that discussion surfaces the barriers, it will be easier for each group member to answer the next question, “What is one action you can take this week to begin to feel more assured?” One action step might be: “I will pray every day for a week, thanking God that He really does love and accept me.” If some in your group have not actually received Christ yet, it would be appropriate to share the gospel at this point, or make arrangements with those individuals to meet at another time to talk further about that. You can use a tool such as [Would You Like to Know God Personally?](#) or [Connecting With God](#) to share with group members how they can know God in a personal way.*

Give your group members time to think of how they (individually) could take some specific action step in the next week to apply this lesson. Have them write down their **action to take** in their Mini-Journals and discuss it with one or two other group members. After that, have them pray for one another about their action steps, unless you don't think your group members are ready to pray aloud.

*Buy these tools online:
[Would You Like to Know God Personally?](#)
[Connecting With God](#)

tell someone they know

Finally, ask them to plan to tell someone else (outside the group) what they learned in this session. It can be a Christian or some other interested person. They dramatically improve their commitment to apply if they keep talking about it. It also causes them to start becoming a part of a spiritual multiplication process by sharing with others what they have discussed and applied from the Bible. (Remember 2 Timothy 2:2.) Have them write the **person to tell** in their Mini-Journal, share that with one or two other group members, and pray for one another. (Again, it may take a session or two for them to pray together comfortably.)

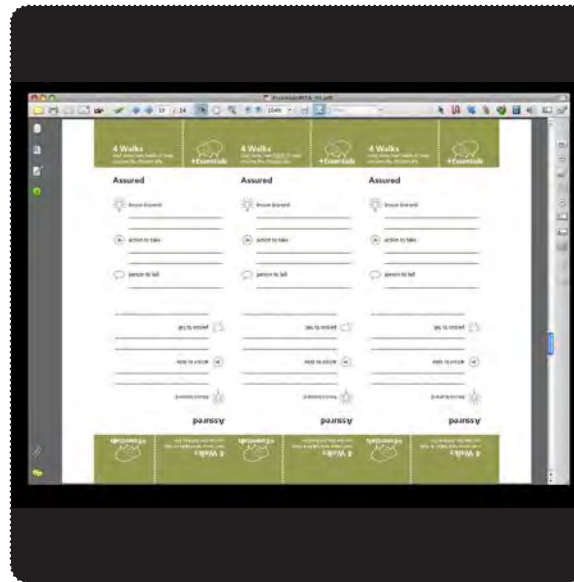
When you start the next group session, in a low-key way, see if you can get some of your group members to share how the applying and telling went.

Well, that wasn't so hard, was it? In the next session, use the same approach for [4 Walks—Forgiven](#). For further preparation, see the [Session Preparation Overview](#).

Get Ready: Printing Mini-Journal Cards



Feed Avery® 5392™ perforated name badge insert (available at office supply stores) into your ink jet or laser printer.



Go to a Mini-Journal card template in this document and print. There are six cards per sheet. **To achieve proper alignment to the template, SET PAGE SCALING TO NONE in the print dialog box!**



Fold and separate cards along perforations and give to each group member.

4 Walks: Assured

Be sure of your personal relationship with God



A

Group Discussion Flow

connect with needs

- ▶ Find out how they are doing.
- ▶ Pray for wisdom from God for the session.
- ▶ Start by stating: *"Relationships thrive on acceptance and assurance."*
Then, surface experiences:
"Let me tell you how I have experienced this."
"Tell us how you have experienced this."
- ▶ Transition to the Bible by saying, *"This is also true in a relationship with God."*

notes and preparation checklist

pray

- Pray for wisdom.
- Pray for group members.

connect

- Think of a good personal example to share.
- Decide when and how to transition from **connect** to **hear**.

hear what God says

- ▶ Read (or tell) a Bible story/passage related to the topic.
Choices:
Luke 15:11–24 (story)
1 John 5:11–13
Commentary:
Luke 15:11–24 — This is the story of the rebellious son. The father represents God.
The rebellious son represents how we can be toward God sometimes. The father apparently was looking down the road, hoping his son would return. He had compassion, ran to meet the son and celebrated his return. That picture gives us assurance that God loves and accepts us and wants to have close fellowship with us.

notes and preparation checklist

hear

Alternate questions to ask:

- Luke 15:11–24**
 1. *What are some evidences of the father's love and acceptance of the rebellious son?*
 2. *In what ways were the son's thoughts and actions reflective of the father's love and acceptance?*
 3. *What are some things we can learn about relationships from this story?*

- 1 John 5:11–13** — These verses provide simple clarity that receiving Christ assures us that we have eternal life (with God).
- ▶ Discuss each passage using the following questions, or the alternate questions below:
What do you think this passage teaches us?
What can we learn about God or our response to God?
How do you think this passage relates to the statement we discussed earlier: "Relationships thrive on acceptance and assurance"?

1 John 5:11–13

1. *What does this passage teach us about the source of eternal life?*
2. *What was the intended impact on the readers of this passage, and how does that help us in our relationship with God?*

apply that to life

- ▶ State the main lesson: "Be sure of your personal relationship with God." Have them write the **lesson learned** on their Mini-Journal card.
- ▶ Discuss:
Why don't we always experience assurance in our personal relationship with God?
What is one action you can take this week to begin to feel more assured?
- ▶ Have them write down their specific **action to take**. Then in groups of two or three, have them share what action they plan to take. Finally, have them pray for one another.
- ▶ It may be appropriate to walk through the [Would You Like to Know God Personally?](#) or [Connecting With God](#) booklet at this point.

notes and preparation checklist

apply

- Decide when and how to transition from **hear** to **apply**.
- Be prepared to encourage people to a specific action step. Have an example in mind.
- Print [Assured Mini Journal](#).

tell someone they know

- ▶ Ask whom they know who might be interested in hearing about what they are learning.
- ▶ Have them write the name after **person to tell**. Then, in groups of two or three, have them share whom they plan to tell. Finally, have them pray for one another.
- ▶ Encourage them to tell those people in the next few days.

notes and preparation checklist

tell

- Encourage people to do this despite their natural tendency not to.
- Look for group members who **tell** easily. They may be good at leading their own group soon.

4 Walks: Forgiven

Be sure you experience God's forgiveness, so you can have a close relationship with Him



A

Group Discussion Flow

connect with needs

- ▶ Find out how they are doing. Ask also how their **action to take** and **person to tell** went last week.
- ▶ Pray for wisdom from God for the session.
- ▶ Start by stating: *"Forgiveness gives a relationship a fresh start."*
Then, surface experiences:
"Let me tell you how I have experienced this."
"Tell us how you have experienced this."
- ▶ Transition to the Bible by saying, "This is also true in a relationship with God."

notes and preparation checklist

pray

- Pray for wisdom.
- Pray for group members.

connect

- Think of a good personal example to share.
- Decide when and how to transition from **connect** to **hear**.

hear what God says

- ▶ Read (or tell) a Bible story/passage related to the topic.
Choices:
Luke 7:36–50 (story)
1 John 1:9–2:2
Ephesians 3:11–12
Two of these passages may be enough to cover in one session.
Commentary:
Luke 7:36–50 — This is a story about an interaction between Jesus, a sinful woman and a self-righteous religious leader. After Jesus saw the woman's sorrow over her sins, He forgave her of her sins. This should encourage people in the group who may feel that they have done so many bad things that God could never forgive them.
1 John 1:9–2:2 — This passage

notes and preparation checklist

hear

Alternate questions to ask:

- Luke 7:36–50**
 1. *What are some differences between how the religious leader viewed the sinful woman and how Jesus viewed her?*
 2. *What can we learn from verses 40 – 47, where Jesus tells the debt cancellation illustration and applies it to the attitudes of the religious leader and the woman?*
 3. *What do you suppose was the impact on the woman when she heard that her sins had been forgiven?*

clarifies that we should confess our sins to God. As we acknowledge the fact that Jesus paid the penalty for our sins, we can experience the joy of being forgiven by God.

Ephesians 3:11–12 — Because of Christ (and His death for our sins), we can approach God and have a close relationship with Him.

- ▶ Discuss each passage using the following questions, or the alternate questions below:

What do you think this passage teaches us?

What can we learn about God or our response to God?

How do you think this passage relates to the statement we discussed earlier: "Forgiveness gives a relationship a fresh start"?

- 1 John 1:9–2:2**
 1. *Would you agree that all people sin? What has led you to your conclusion?*
 2. *What does this passage say is the solution to our sin problem? What must we do to take advantage of that solution?*
- Ephesians 3:11–12**

In what ways does our faith in Christ impact our relationship with God?

apply that to life

- ▶ State the main lesson: *"Be sure you experience God's forgiveness, so you can have a close relationship with Him."* Have them write the **lesson learned** on their Mini-Journal card.
- ▶ Discuss:
Why don't we always experience the forgiveness that God offers us?
What is one action you can take this week to experience that forgiveness?
- ▶ Have them write down their specific **action to take**. Then in groups of two or three, have them share what action they plan to take. Finally, have them pray for one another.

notes and preparation checklist

apply

- Decide when and how to transition from **hear** to **apply**.
- Be prepared to encourage people to a specific action step. Have an example in mind.
- Print [Forgiven Mini Journal](#).

tell someone they know

- ▶ Ask whom they know who might be interested in hearing about what they are learning.
- ▶ Have them write the name after **person to tell**. Then, in groups of two or three, have them share whom they plan to tell. Finally, have them pray for one another.
- ▶ Encourage them to tell those people in the next few days.

notes and preparation checklist

tell

- Encourage people to do this despite their natural tendency not to.
- Look for group members who **tell** easily. They may be good at leading their own group soon.

4 Walks: Filled

Be sure you are filled with the Holy Spirit, so you can have power for living



A

Group Discussion Flow

connect with needs

- ▶ Find out how they are doing. Ask also how their **action to take** and **person to tell** went last week.
- ▶ Pray for wisdom from God for the session.
- ▶ Start by stating: *"Often we need help to do a difficult assignment."*
Then, surface experiences:
"Let me tell you how I have experienced this."
"Tell us how you have experienced this."
- ▶ Transition to the Bible by saying, *"This is also true in a relationship with God."*

hear what God says

- ▶ Read (or tell) a Bible story/passage related to the topic.
Choices:
Ephesians 3:16–20
Ephesians 5:18–21
John 18:15–18 (story)
Acts 2:14–22 (story)
Two of these passages may be enough to cover in one session.
Commentary:
Ephesians 3:16–20 — This is a stunning statement of how much help God is willing to give us through the power of the Holy Spirit.
Ephesians 5:18–21 — These verses give the command to be filled with the Holy Spirit and show the dramatic life-change that can result.

- John 18:15–18** together with **Acts 2:14–22** — This shows a remarkable change in Peter's courage within just a few weeks. Before being filled with the Holy Spirit, he denied Christ. After being filled, he preached with strong words to a large crowd.
- ▶ Discuss each passage using the following questions, or the alternate questions below:
What do you think this passage teaches us?
What can we learn about God or our response to God?
How do you think this passage relates to the statement we discussed earlier: "Often we need help to do a difficult assignment"?

apply that to life

- ▶ State the main lesson: *"Be sure you are filled with the Holy Spirit, so you can have power for living."* Have them write the **lesson learned** on their Mini-Journal card.
- ▶ Discuss:
Why don't we always seek to walk in the power of the Holy Spirit?
What is one action you can take this week to live in the power of the Holy Spirit?
- ▶ Have them write down their specific **action to take**. Then in groups of two or three, have them share what action they plan to take. Finally, have them pray for one another.
- ▶ It may be appropriate to walk through the [Satisfied?](#) (Spirit-filled Life) booklet at this point.

tell someone they know

- ▶ Ask whom they know who might be interested in hearing about what they are learning.
- ▶ Have them write the name after **person to tell**. Then, in groups of two or three, have them share whom they plan to tell. Finally, have them pray for one another.
- ▶ Encourage them to tell those people in the next few days.

notes and preparation checklist

pray

- Pray for wisdom.
- Pray for group members.

connect

- Think of a good personal example to share.
- Decide when and how to transition from **connect** to **hear**.

notes and preparation checklist

hear

Alternate questions to ask:

- Ephesians 3:16–20**
 1. *What are some benefits believers will experience if they take advantage of the presence of the Spirit in their lives?*
 2. *If we possess such power and such a sense of how much God loves us, in what ways might that affect our daily lives?*
- Ephesians 5:18–21**
 1. *What are some specific behaviors that result from being filled with the Spirit?*

2. *In what ways do those behaviors contrast with typical human behaviors?*
- John 18:15–18** together with **Acts 2:14–22**
 1. *What types of changes do you see in Peter from John 18 to Acts 2?*
 2. *What seems to have been the major contributors to those changes?*

Note: Clearly the Holy Spirit provides significant help for difficult assignments in life.

notes and preparation checklist

apply

- Decide when and how to transition from **hear** to **apply**.
- Be prepared to encourage people to a specific action step. Have an example in mind.
- Print [Filled Mini Journal](#).

notes and preparation checklist

tell

- Encourage people to do this despite their natural tendency not to.
- Look for group members who **tell** easily. They may be good at leading their own group soon.

4 Walks: Continually

Relate to God all the time



A

Group Discussion Flow

connect with needs

- ▶ Find out how they are doing. Ask also how their **action to take** and **person to tell** went last week.
- ▶ Pray for wisdom from God for the session.
- ▶ Start by stating: *"A relationship with a person greatly benefits from frequent interaction."*
Then, surface experiences:
"Let me tell you how I have experienced this."
"Tell us how you have experienced this."
- ▶ Transition to the Bible by saying, *"This is also true in a relationship with God."*

notes and preparation checklist

pray

- Pray for wisdom.
- Pray for group members.

connect

- Think of a good personal example to share.
- Decide when and how to transition from **connect** to **hear**.

hear what God says

- ▶ Read (or tell) a Bible story/passage related to the topic.
Choices:
Philippians 4:4–9
Psalms 16:8–9
1 Kings 19:9–18 (story)
Two of these passages may be enough to cover in one session.
Commentary:
Philippians 4:4–9 — These verses contain encouragement toward very frequent interaction with God: e.g. "rejoice always," "in everything... present your requests to God."
Psalms 16:8–9 — These verses give insight into the prayer life of David: "I have set the Lord continually before me."
In this discussion, you should be leading your group members to see how often during the day God

notes and preparation checklist

hear

Alternate questions to ask:

- Philippians 4:4–9**
 1. What specific topics of interaction with God are mentioned in this passage?
 2. What seem to be some positive outcomes which result from these interactions with God?
- Psalms 16:8–9**
 1. What positive outcomes in King David's life result from focusing on the Lord continually?

would like to have them talk with Him.

1 Kings 19:9–18 — Elijah after his victory over the prophets of Baal. Elijah thought he was abandoned and alone in his service to God. But God remained very near to him and had also preserved 7,000 other faithful believers to stand with Elijah in spiritual battle.

- ▶ Discuss each passage using the following questions, or the alternate questions below:

What do you think this passage teaches us?

What can we learn about God or our response to God?

How do you think this passage relates to the statement we discussed earlier: "A relationship with a person greatly benefits from frequent interaction"?

- 2. What can we learn from this (and the previous) passage concerning a walk with God?
- 1 Kings 19:9–18**
 1. Where was God when Elijah was running for his life?
 2. What had God done in Israel to preserve the faith?
 3. How does this encourage you as you face discouragement in your life?

apply that to life

- ▶ State the main lesson: *"Relate to God all the time."* Have them write the **lesson learned** on their Mini-Journal card.
- ▶ Discuss:
Why don't we continually relate to God?
What is one action you can take this week to begin to relate to God more often?
- ▶ Have them write down their specific **action to take**. Then in groups of two or three, have them share what action they plan to take. Finally, have them pray for one another.

notes and preparation checklist

apply

- Decide when and how to transition from **hear** to **apply**.
- Be prepared to encourage people to a specific action step. Have an example in mind.
- Print [Continually Mini Journal](#).

tell someone they know

- ▶ Ask whom they know who might be interested in hearing about what they are learning.
- ▶ Have them write the name after **person to tell**. Then, in groups of two or three, have them share whom they plan to tell. Finally, have them pray for one another.
- ▶ Encourage them to tell those people in the next few days.
- ▶ Tell them how they will be helped by the next four sessions. See the [Dashboard, "4 Talks"](#).

notes and preparation checklist

tell

- Encourage people to do this despite their natural tendency not to.
- Look for group members who **tell** easily. They may be good at leading their own group soon.

4 Talks: Apply

Apply to your life daily what you learn from the Bible



A

Group Discussion Flow

connect with needs

- ▶ Find out how they are doing. Ask also how their **action to take** and **person to tell** went last week.
- ▶ Pray for wisdom from God for the session.
- ▶ Start by stating: *"It is one thing to hear about something; it is another to do something about it."*
Then, surface experiences:
"Let me tell you how I have experienced this."
"Tell us how you have experienced this."
- ▶ Transition to the Bible by saying, *"This is also true in the Christian life."*

hear what God says

- ▶ Read (or tell) a Bible story/passage related to the topic.
Choices:
James 1:22
Luke 6:46–49 (story)
Acts 2:41–47 (story)
Two of these passages may be enough to cover in one session.
Commentary:
James 1:22 — This verse tells us clearly to apply what the Bible says.
Luke 6:46–49 — Jesus shows us the great value of putting into practice what He says: it gives our lives a strong, firm foundation.
Acts 2:41–47 — These verses show us the model of the Jerusalem church right after so many responded to Peter's message. If you use this passage on this topic,

- emphasize their devotion to the apostles' teaching, versus their enjoyment of the fellowship. (You might consider saving this passage for the [4 Talks—Fellowship](#) session.)
- ▶ Discuss each passage using the following questions, or the alternate questions below:
What do you think this passage teaches us?
What can we learn about God or our response to God?
How do you think this passage relates to the statement we discussed earlier: "It is one thing to hear about something; it is another to do something about it"?

apply that to life

- ▶ State the main lesson: *"Apply to your life daily what you learn from the Bible."* Have them write the **lesson learned** on their Mini-Journal card.
- ▶ Discuss:
Why don't we always apply what we learn from the Bible?
What is one action you can take this week to start applying the Bible to everyday life?
- ▶ Have them write down their specific **action to take**. Then in groups of two or three, have them share what action they plan to take. Finally, have them pray for one another.

tell someone they know

- ▶ Ask whom they know who might be interested in hearing about what they are learning.
- ▶ Have them write the name after **person to tell**. Then, in groups of two or three, have them share whom they plan to tell. Finally, have them pray for one another.
- ▶ Encourage them to tell those people in the next few days.

notes and preparation checklist

pray

- Pray for wisdom.
- Pray for group members.

connect

- Think of a good personal example to share.
- Decide when and how to transition from **connect** to **hear**.

notes and preparation checklist

hear

Alternate questions to ask:

- James 1:22**
How does this verse relate to the discussion we just had (about hearing versus doing)?
- Luke 6:46–49**
 1. *Have you ever seen or heard of modern day examples of this? (e.g. a hurricane striking an area where houses had poor foundations/structures)*
 2. *What are some lessons we can learn from Jesus' illustration?*

- Acts 2:41–47**

1. *What kinds of things did the new believers do?*
2. *What are some evidences that they were applying the truths they were learning?*

Note: As you transition to stating the main lesson (in **apply**), point out that the teachings of Jesus and the apostles are available today in the Bible. Therefore, we can see from the discussions that we need to apply what we learn from the Bible.

notes and preparation checklist

apply

- Decide when and how to transition from **hear** to **apply**.
- Be prepared to encourage people to a specific action step. Have an example in mind.
- Print [Apply Mini Journal](#).

notes and preparation checklist

tell

- Encourage people to do this despite their natural tendency not to.
- Look for group members who **tell** easily. They may be good at leading their own group soon.

4 Talks: Pray

Talk things through with God whenever you can



A

Group Discussion Flow

connect with needs

- ▶ Find out how they are doing. Ask also how their **action to take** and **person to tell** went last week.
- ▶ Pray for wisdom from God for the session.
- ▶ Start by stating: "Most people like to 'talk things through' with a friend."
Then, surface experiences:
"Let me tell you how I have experienced this."
"Tell us how you have experienced this."
- ▶ Transition to the Bible by saying, "This is also true in the Christian life."

hear what God says

- ▶ Read (or tell) a Bible story/passage related to the topic.
Choices:
1 Kings 3:5–14 (story)
Nehemiah 1:4–11 (story)
Commentary:
1 Kings 3:5–14 — King Solomon has a conversation with God (through a dream). In this interaction we see a dialogue — sort of "talking things through." It shows how prayer can be viewed as a conversation with God.
Nehemiah 1:4–11 — This represents a more typical prayer experience, where Nehemiah doesn't hear God speak audibly. Yet, it also shows how Nehemiah "talks things through" with God, pleading his case on a particular concern.

apply that to life

- ▶ State the main lesson: "Talk things through with God whenever you can." Have them write the **lesson learned** on their Mini-Journal card.
- ▶ Discuss:
Why don't we tend to talk things through with God?
What is one action you can take this week to do that more?
- ▶ Have them write down their specific **action to take**. Then in groups of two or three, have them share what action they plan to take. Finally, have them pray for one another.

tell someone they know

- ▶ Ask whom they know who might be interested in hearing about what they are learning.
- ▶ Have them write the name after **person to tell**. Then, in groups of two or three, have them share whom they plan to tell. Finally, have them pray for one another.
- ▶ Encourage them to tell those people in the next few days.

notes and preparation checklist

pray

- Pray for wisdom.
- Pray for group members.

connect

- Think of a good personal example to share.
- Decide when and how to transition from **connect** to **hear**.

notes and preparation checklist

hear

Alternate questions to ask:

- 1 Kings 3:5–14**
 1. What do you think Solomon's example teaches us about talking with God?
 2. How does this compare or contrast with what you normally think about prayer?

Nehemiah 1:4–11

- Nehemiah 1:4–11**
 1. What can we learn from Nehemiah in terms of sharing our concerns with the Lord?
 2. How does this compare with the discussion we had earlier about talking things through with a friend?

notes and preparation checklist

apply

- Decide when and how to transition from **hear** to **apply**.
- Be prepared to encourage people to a specific action step. Have an example in mind.
- Print [Pray Mini Journal](#).

notes and preparation checklist

tell

- Encourage people to do this despite their natural tendency not to.
- Look for group members who **tell** easily. They may be good at leading their own group soon.

4 Talks: Witness

Spread the word about Christ with your non-Christian friends and acquaintances



Group Discussion Flow

connect with needs

- ▶ Find out how they are doing. Ask also how their **action to take** and **person to tell** went last week.
- ▶ Pray for wisdom from God for the session.
- ▶ Start by stating: *"It is normal for news to spread when people who know about a subject tell others."*
Then, surface experiences:
"Let me tell you how I have experienced this."
"Tell us how you have experienced this."
- ▶ Transition to the Bible by saying, *"This is also true in the Christian life."*

hear what God says

- ▶ Read (or tell) a Bible story/passage related to the topic.
Choices:
Matthew 28:18–20
John 4:19–41 (story)
Acts 4:1–13 (story)
Two of these passages may be enough to cover in one session.
Commentary:
Matthew 28:18–20 — Jesus challenges us to pass the gospel on to others, as widely as possible. Knowing the message of Jesus Christ should motivate us to share it with others.
John 4:19–41 — These verses show us the great impact one woman's witness had on her entire town.

- Acts 4:1–13** — This passage documents how Peter stood up to the religious leaders in Jerusalem and proclaimed that salvation is found in Christ alone. The leaders took note of his courage.
- ▶ Discuss each passage using the following questions, or the alternate questions below:
What do you think this passage teaches us?
What can we learn about God or our response to God?
How do you think this passage relates to the statement we discussed earlier: "It is normal for news to spread when people who know about a subject tell others"?

apply that to life

- ▶ State the main lesson: *"Spread the word about Christ with your non-Christian friends and acquaintances."* Have them write the **lesson learned** on their Mini-Journal card.
- ▶ Discuss:
What are some barriers to talking about Christ with non-Christians?
What is one action you can take this week to have a spiritual conversation with someone who doesn't know Christ?
- ▶ Have them write down their specific **action to take**. Then in groups of two or three, have them share what action they plan to take. Finally, have them pray for one another.

tell someone they know

- ▶ Ask whom they know who might be interested in hearing about what they are learning.
- ▶ Have them write the name after **person to tell**. Then, in groups of two or three, have them share whom they plan to tell. Finally, have them pray for one another.
- ▶ Encourage them to tell those people in the next few days.

notes and preparation checklist

pray

- Pray for wisdom.
- Pray for group members.

connect

- Think of a good personal example to share.
- Decide when and how to transition from **connect** to **hear**.

notes and preparation checklist

hear

Alternate questions to ask:

- Matthew 28:18–20**
 1. *What did Jesus command His disciples to do?*
 2. *Why do you think Jesus considered this important to tell His disciples?*
 3. *Why do you think it is important for us to do the same things today?*
- John 4:19–41**
 1. *Do you think the woman at the well concluded that Jesus was an important person to listen to? Why?*

notes and preparation checklist

apply

- Decide when and how to transition from **hear** to **apply**.
- Be prepared to encourage people to a specific action step. Have an example in mind.
- Print [Witness Mini Journal](#).

notes and preparation checklist

tell

- Encourage people to do this despite their natural tendency not to.
- Look for group members who **tell** easily. They may be good at leading their own group soon.

4 Talks: Fellowship

Form close relationships with true followers of Jesus, for support and encouragement



A

Group Discussion Flow

connect with needs

- ▶ Find out how they are doing. Ask also how their **action to take** and **person to tell** went last week.
- ▶ Pray for wisdom from God for the session.
- ▶ Start by stating: *“Relationships with friends provide support and encouragement.”*
Then, surface experiences:
“Let me tell you how I have experienced this.”
“Tell us how you have experienced this.”
- ▶ Transition to the Bible by saying, *“This is also true in the Christian life.”*

notes and preparation checklist

pray

- Pray for wisdom.
- Pray for group members.

connect

- Think of a good personal example to share.
- Decide when and how to transition from **connect** to **hear**.

hear what God says

- ▶ Read (or tell) a Bible story/passage related to the topic.
Choices:
Hebrews 10:24–25
Acts 2:42–47 (story)
Acts 1:12–15 (story)
Two of these passages may be enough to cover in one session.
Commentary:
Hebrews 10:24–25 — These verses tell us, as Christians, to get together often to encourage one another.
Acts 2:42–47 — This illustrates the daily close fellowship the early Christians enjoyed after coming to Christ. They were very loving and committed to one another, and enjoyed each other’s company. (You may have used this three sessions ago in [4 Talks – Apply](#).)

notes and preparation checklist

hear

Alternate questions to ask:

- Hebrews 10:24–25**
 1. *What are some benefits of getting together with other believers?*
 2. *How have you experienced the benefits of friendship in a Christian context?*
Note: This ties into the connect discussion on friends providing support and encouragement.
- Acts 2:42–47**
What are some evidences in this passage that the new believers were relating to one another often and well?

Acts 1:12–15 — This records that right after Jesus ascended into heaven the eleven disciples, and many others, met together frequently for prayer and mutual encouragement.

- ▶ Discuss each passage using the following questions, or the alternate questions below:
What do you think this passage teaches us?
What can we learn about God or our response to God?
How do you think this passage relates to the statement we discussed earlier: “Relationships with friends provide support and encouragement”?

apply that to life

- ▶ State the main lesson: *“Form close relationships with true followers of Jesus, for support and encouragement.”* Have them write the **lesson learned** on their Mini-Journal card.
- ▶ Discuss:
What can keep us from forming close relationships with other Christians?
What is one action you can take this week to begin to overcome those barriers?
- ▶ Have them write down their specific **action to take**. Then in groups of two or three, have them share what action they plan to take. Finally, have them pray for one another.

notes and preparation checklist

apply

- Decide when and how to transition from **hear** to **apply**.
- Be prepared to encourage people to a specific action step. Have an example in mind.
- Print [Fellowship Mini Journal](#).

tell someone they know

- ▶ Ask whom they know who might be interested in hearing about what they are learning.
- ▶ Have them write the name after **person to tell**. Then, in groups of two or three, have them share whom they plan to tell. Finally, have them pray for one another.
- ▶ Encourage them to tell those people in the next few days.
- ▶ Tell them how they will be helped by the next four sessions. See the [Dashboard, “4 Ministries”](#).

notes and preparation checklist

tell

- Encourage people to do this despite their natural tendency not to.
- Look for group members who **tell** easily. They may be good at leading their own group soon.

4 Ministries: Love

God wants us to love other people, help meet their needs and make an impact on their lives



A

Group Discussion Flow

connect with needs

- ▶ Find out how they are doing. Ask also how their **action to take** and **person to tell** went last week.
- ▶ Pray for wisdom from God for the session.
- ▶ Start by stating: *“People who love us make an impact on our lives.”*
Then, surface experiences:
“Let me tell you how I have experienced this.”
“Tell us how you have experienced this.”
- ▶ Transition to the Bible by saying, *“If we want to minister to people, we must start by loving them.”*

notes and preparation checklist

pray

- Pray for wisdom.
- Pray for group members.

connect

- Think of a good personal example to share.
- Decide when and how to transition from **connect** to **hear**.

hear what God says

- ▶ Read (or tell) a Bible story/passage related to the topic.
Choices:
John 13:34–35
Luke 10:25–37 (story)
1 Corinthians 13:4–8 (In verse 8, you only need to read the first sentence: “Love never fails.”)
Two of these passages may be enough to cover in one session.
Commentary:
John 13:34–35 — Jesus gave a new commandment that His disciples love one another. This is how His disciples would be recognized.
Luke 10:25–37 — The parable of the Good Samaritan is a story about loving a stranger. After being beaten and robbed, a man is left for dead along a road. A priest and a religious leader come across the man, but do not stop to help. Then, a Samaritan sees the man,

notes and preparation checklist

hear

Alternate questions to ask:

- John 13:34–35**
In what ways does loving fellow Christians communicate to other people that we are Christ’s disciples?
- Luke 10:25–37**
How does this tie to our previous discussion about the statement, “people who love us make an impact on our lives?”

takes him to an inn and pays for his care. During the time of Jesus, a Samaritan was often looked down upon and was not well accepted. With this parable, Jesus made the point that love should meet needs and not discriminate.

1 Corinthians 13:4–8 — These verses give us a definition of love. If we ever need help knowing how to love another person, this passage shows us how.

- ▶ Discuss each passage using the following questions, or the alternate questions below:

What do you think this passage teaches us?

What can we learn about God or our response to God?

How do you think this passage relates to the statement we discussed earlier: “People who love us make an impact on our lives”?

- 1 Corinthians 13:4–8**
 1. *Give some examples of how you have received love in the specific, unselfish ways described in this passage.*
 2. *How does this description of true love contrast with what society typically defines as love?*

apply that to life

- ▶ State the main lesson: *“God wants us to love other people, help meet their needs and make an impact on their lives.”* Have them write the **lesson learned** on their Mini-Journal card.
- ▶ Discuss:
What are some things that keep us from loving other people?
What is one action you can take this week to be loving and kind to someone?
- ▶ Have them write down their specific **action to take**. Then in groups of two or three, have them share what action they plan to take. Finally, have them pray for one another.

notes and preparation checklist

apply

- Decide when and how to transition from **hear** to **apply**.
- Be prepared to encourage people to a specific action step. Have an example in mind.
- Print [Love Mini Journal](#).

tell someone they know

- ▶ Ask whom they know who might be interested in hearing about what they are learning.
- ▶ Have them write the name after **person to tell**. Then, in groups of two or three, have them share whom they plan to tell. Finally, have them pray for one another.
- ▶ Encourage them to tell those people in the next few days.

notes and preparation checklist

tell

- Encourage people to do this despite their natural tendency not to.
- Look for group members who **tell** easily. They may be good at leading their own group soon.

4 Ministries: Win

We can help people come to know God

Group Discussion Flow

connect with needs

- ▶ Find out how they are doing. Ask also how their **action to take** and **person to tell** went last week.
- ▶ Pray for wisdom from God for the session.
- ▶ Start by stating: "People need to know God personally."
Then, surface experiences:
"Let me tell you how I have experienced this."
"Tell us how you have experienced this."
- ▶ Transition to the Bible by saying, "God uses people to show others how to know Him personally."

notes and preparation checklist

pray

- Pray for wisdom.
- Pray for group members.

connect

- Think of a good personal example to share.
- Decide when and how to transition from **connect** to **hear**.

hear what God says

- ▶ Read (or tell) a Bible story/passage related to the topic.
Choices:
Acts 1:8
Matthew 4:18–22 (story)
Matthew 5:14–16
Two of these passages may be enough to cover in one session.
Commentary:
Acts 1:8 — In this verse, Jesus sent the apostles as witnesses throughout the land. However, they were not to begin until they were equipped with the power of the Holy Spirit. This also applies to us, as we are commanded to go and tell others about Jesus Christ.
Matthew 4:18–22 — Jesus called his first disciples while they were out fishing. He said that if they followed Him, He would make them "fishers of men." Evangelism was at the heart of Jesus' ministry.

notes and preparation checklist

hear

Alternate questions to ask:

- Acts 1:8**
What seemed to be most on Jesus' mind to leave as a final impression with His disciples?
Note: Mention to your group that Acts 1:8 occurs just before Jesus departs from His disciples and ascends into heaven.
- Matthew 4:18–22**
 1. What kinds of thoughts and daily activities do you suppose occupied the minds of fishermen like Peter and Andrew?

Matthew 5:14–16 — Once we truly accept Christ into our hearts, we cannot keep our faith hidden. God designed and called each one of us to be a light so people will see Christ through us.

- ▶ Discuss each passage using the following questions, or the alternate questions below:
What do you think this passage teaches us?
What can we learn about God or our response to God?
How do you think this passage relates to the statement we discussed earlier: "People need to know God personally" (and whether we can help in that)?"

apply that to life

- ▶ State the main lesson: "We can help people come to know God." Have them write the **lesson learned** on their Mini-Journal card.
- ▶ Discuss:
What are some things that keep us from talking about Christ?
What is one action you can take this week to share Christ with someone who doesn't know Him?
- ▶ Have them write down their specific **action to take**. Then in groups of two or three, have them share what action they plan to take. Finally, have them pray for one another.

notes and preparation checklist

apply

- Decide when and how to transition from **hear** to **apply**.
- Be prepared to encourage people to a specific action step. Have an example in mind.
- Print [Win Mini Journal](#).

tell someone they know

- ▶ Ask whom they know who might be interested in hearing about what they are learning.
- ▶ Have them write the name after **person to tell**. Then, in groups of two or three, have them share whom they plan to tell. Finally, have them pray for one another.
- ▶ Encourage them to tell those people in the next few days.

notes and preparation checklist

tell

- Encourage people to do this despite their natural tendency not to.
- Look for group members who **tell** easily. They may be good at leading their own group soon.

4 Ministries: Build

We can help people grow to be true followers of Jesus



A

Group Discussion Flow

connect with needs

- ▶ Find out how they are doing. Ask also how their **action to take** and **person to tell** went last week.
- ▶ Pray for wisdom from God for the session.
- ▶ Start by stating: "People need to grow in their relationship with God."
Then, surface experiences:
"Let me tell you how I have experienced this."
"Tell us how you have experienced this."
- ▶ Transition to the Bible by saying, "God uses Christians to help other Christians grow in their relationship with God."

hear what God says

- ▶ Read (or tell) a Bible story/passage related to the topic.
Choices:
1 Thessalonians 2:7-13 (story)
2 Timothy 4:2
Commentary:
1 Thessalonians 2:7-13 — In this passage, Paul shares about his relationship with the church in Thessalonica. He nurtured and cared for them, as a parent would for a child. He also says that he shared his life with them. Discipleship happens best as people experience life together.
2 Timothy 4:2 — We are to be prepared to share the Word of God with others. Whether through encouragement or correction, we are to be ready to help people grow spiritually.

apply that to life

- ▶ State the main lesson: "We can help people grow to be true followers of Jesus." Have them write the **lesson learned** on their Mini-Journal card.
- ▶ Discuss:
What are some things that keep us from growing in our relationship with God?
What is one action you can take this week to help another person grow in his or her relationship with God?
- ▶ Have them write down their specific **action to take**. Then in groups of two or three, have them share what action they plan to take. Finally, have them pray for one another.

tell someone they know

- ▶ Ask whom they know who might be interested in hearing about what they are learning.
- ▶ Have them write the name after **person to tell**. Then, in groups of two or three, have them share whom they plan to tell. Finally, have them pray for one another.
- ▶ Encourage them to tell those people in the next few days.

notes and preparation checklist

pray

- Pray for wisdom.
- Pray for group members.

connect

- Think of a good personal example to share.
- Decide when and how to transition from **connect** to **hear**.

notes and preparation checklist

hear

Alternate questions to ask:

- 1 Thessalonians 2:7-13**
 1. What are some ways to describe the efforts Paul made to build into the lives of Christians in Thessalonica? Note: Look for lifestyle as well as content.
 2. What are some evidences of Paul's commitment and intentionality?
- 2 Timothy 4:2**

Note: Build on the discussion of the second question above. Say, *Having seen Paul's model of ministry, let's look at his exhortation to minister.*

notes and preparation checklist

apply

- Decide when and how to transition from **hear** to **apply**.
- Be prepared to encourage people to a specific action step. Have an example in mind.
- Print [Build Mini Journal](#).

notes and preparation checklist

tell

- Encourage people to do this despite their natural tendency not to.
- Look for group members who **tell** easily. They may be good at leading their own group soon.

4 Ministries: Send

We can help followers of Jesus minister to others



Group Discussion Flow

connect with needs

- ▶ Find out how they are doing. Ask also how their **action to take** and **person to tell** went last week.
- ▶ Pray for wisdom from God for the session.
- ▶ Start by stating: *"It can be rewarding to be involved in ministering to people."*
Then, surface experiences:
"Let me tell you how I have experienced this."
"Tell us how you have experienced this."
- ▶ Transition to the Bible by saying, *"Most often God uses Christians to motivate and equip other Christians to become involved in ministry."*

notes and preparation checklist

pray

- Pray for wisdom.
- Pray for group members.

connect

- Think of a good personal example to share.
- Decide when and how to transition from **connect** to **hear**.

hear what God says

- ▶ Read (or tell) a Bible story/passage related to the topic.
Choices:
Luke 10:1–2 (story)
Acts 11:19–26 (story)
2 Timothy 2:2
Two of these passages may be enough to cover in one session.
Commentary:
Luke 10:1–2 — During the time of Jesus' ministry, He spread more of His message by sending people into different areas. In these verses, Jesus sent over seventy people to go before him into different towns to share the gospel.
Acts 11:19–26 — Followers of Christ were scattered by persecution, and this helped spread the gospel. Barnabas, an apostle of Jesus Christ, visited the church in Antioch and was encouraged by

notes and preparation checklist

hear

Alternate questions to ask:

- Luke 10:1–2**
How would you describe the process Jesus used to minister? (Involving/sending people.)
- Acts 11:19–26**
 1. *What seemed to motivate the church at Jerusalem to send Barnabas to Antioch?*
 2. *What were the things that apparently motivated Barnabas to travel some distance to ask for Saul's help?*

Note: Draw the conclusion from both passages that it is normal for additional

their growth. He then sought out Paul, and together they taught great numbers of people. This story illustrates how Barnabas influenced Paul to become involved in ministry.
2 Timothy 2:2 — This is a picture of spiritual multiplication. Our responsibility is to share with others what we are learning and they, in turn, pass it on.

- ▶ Discuss each passage using the following questions, or the alternate questions below:

What do you think this passage teaches us?

What can we learn about God or our response to God?

How do you think this passage relates to the statement we discussed earlier: "It can be rewarding to be involved in ministering to people"?

people to become involved in ministry as the needs and opportunities arise.

- 2 Timothy 2:2**
 1. *How would you describe the process going on here?*
 2. *What words might describe Paul and Timothy's thoughts and feelings as they saw spiritual multiplication unfold?*

Note: Clearly Christ intends for His followers to involve others in ministry.

apply that to life

- ▶ State the main lesson: *"We can help followers of Jesus minister to others."* Have them write the **lesson learned** on their Mini-Journal card.
- ▶ Discuss:
What are some things that keep people from becoming involved in ministering to others?
What is one action you can take this week to encourage a Christian to minister to others?
- ▶ Have them write down their specific **action to take**. Then in groups of two or three, have them share what action they plan to take. Finally, have them pray for one another.

notes and preparation checklist

apply

- Decide when and how to transition from **hear** to **apply**.
- Be prepared to encourage people to a specific action step. Have an example in mind.
- Print [Send Mini Journal](#).

tell someone they know

- ▶ Ask whom they know who might be interested in hearing about what they are learning.
- ▶ Have them write the name after **person to tell**. Then, in groups of two or three, have them share whom they plan to tell. Finally, have them pray for one another.
- ▶ Encourage them to tell those people in the next few days.
- ▶ Tell them how they will be helped by the next four sessions. See the [Dashboard, "4 Facts"](#).

notes and preparation checklist

tell

- Encourage people to do this despite their natural tendency not to.
- Look for group members who **tell** easily. They may be good at leading their own group soon.

4 Facts: God

Jesus is God, so we should respect Him and listen to what He says



B

Group Discussion Flow

connect with needs

- ▶ Find out how they are doing. Ask also how their **action to take** and **person to tell** went last week.
- ▶ Pray for wisdom from God for the session.
- ▶ Start by stating: *"Sometimes things happen that seem beyond human power or explanation."*
Then, surface experiences:
"Let me tell you how I have experienced this."
"Tell us how you have experienced this."
- ▶ Transition to the Bible by saying, *"The life of Jesus on earth 2000 years ago contained many evidences that He was God – living beyond human power or explanation."*

hear what God says

- ▶ Read (or tell) a Bible story/passage related to the topic.
Choices:
Mark 1:29–34 (story)
Mark 6:35–44 (story)
Mark 16:1–8 (story)
Two of these passages may be enough to cover in one session.
Commentary:
Mark 1:29–34 — Jesus healed Simon's mother-in-law and a large number of others as well. The demons mentioned apparently knew He was God.
Mark 6:35–44 — Jesus miraculously multiplied the five loaves and two fish to become enough to feed a very large crowd and still have a considerable amount of leftovers.
Mark 16:1–8 — Jesus had died a few days before. Three women

went to His tomb to honor Him with a proper burial, but they were told that He had risen from the dead. Shortly afterwards, He appeared to one of the women.

- ▶ Discuss each passage using the following questions, or the alternate questions below:
What do you think this passage teaches us?
What can we learn about God or our response to God?
How do you think this passage relates to the statement we discussed earlier: "Sometimes things happen that seem beyond human power or explanation"?

apply that to life

- ▶ State the main lesson: *"Jesus is God, so we should respect Him and listen to what He says."* Have them write the **lesson learned** on their Mini-Journal card.
- ▶ Discuss:
What are some things that keep us from treating Jesus with the respect He deserves?
What is one action you can take this week to respect Jesus more?
- ▶ Have them write down their specific **action to take**. Then in groups of two or three, have them share what action they plan to take. Finally, have them pray for one another.

tell someone they know

- ▶ Ask whom they know who might be interested in hearing about what they are learning.
- ▶ Have them write the name after **person to tell**. Then, in groups of two or three, have them share whom they plan to tell. Finally, have them pray for one another.
- ▶ Encourage them to tell those people in the next few days.

notes and preparation checklist

pray

- Pray for wisdom.
- Pray for group members.

connect

- Think of a good personal example to share.
- Decide when and how to transition from **connect** to **hear**.

notes and preparation checklist

hear

Alternate questions to ask:

- Mark 1:29–34**
What are some evidences here that Jesus was more than a mere human being?
- Mark 6:35–44**
If you were one of Jesus' disciples watching this miracle happen, what might you be thinking about Jesus?

- Mark 16:1–8**

Here is an even greater miracle: Jesus rose from the dead. In light of all three of these passages, ask...

Since Jesus demonstrated God-like, supernatural qualities, what would be some appropriate responses to whatever He asks of us?

notes and preparation checklist

apply

- Decide when and how to transition from **hear** to **apply**.
- Be prepared to encourage people to a specific action step. Have an example in mind.
- Print [God Mini Journal](#).

notes and preparation checklist

tell

- Encourage people to do this despite their natural tendency not to.
- Look for group members who **tell** easily. They may be good at leading their own group soon.

4 Facts: Man

Jesus was also a human being, so we can know He understands our problems and we can trust Him more



B

Group Discussion Flow

connect with needs

- ▶ Find out how they are doing. Ask also how their **action to take** and **person to tell** went last week.
- ▶ Pray for wisdom from God for the session.
- ▶ Start by stating: *"When we take time to get to know people, they sense we understand them better and they trust us more."*
Then, surface experiences:
"Let me tell you how I have experienced this."
"Tell us how you have experienced this."
- ▶ Transition to the Bible by saying, *"This is an important reason Jesus came to live on earth — so people would know He understands them and their problems."*

hear what God says

- ▶ Read (or tell) a Bible story/passage related to the topic.
Choices:
Matthew 9:35–37 (story)
John 11:32–36 (story)
Philippians 2:5–8
Two of these passages may be enough to cover in one session.
Commentary:
Matthew 9:35–37 — Jesus traveled throughout the towns to help meet the needs of the people. He had compassion on them because they were helpless.
John 11:32–36 — Lazarus was very sick. His sister Mary sent word to Jesus to come and help. By the time Jesus arrived, Lazarus had died and had been in the tomb for four days. Mary wept at the feet of Jesus, and He was deeply moved. Jesus connected so much

with Mary's troubles that He wept also. He then raised Lazarus from the dead.

Philippians 2:5–8 — Jesus, whose very nature is God, did not allow His divinity to prevent Him from becoming a man and experiencing what it was like to be human.

- ▶ Discuss each passage using the following questions, or the alternate questions below:
What do you think this passage teaches us?
What can we learn about God or our response to God?
How do you think this passage relates to the statement we discussed earlier: "When we take time to get to know people, they sense we understand them better and they trust us more"?

apply that to life

- ▶ State the main lesson: *"Jesus was also a human being, so we can know He understands our problems and we can trust Him more."* Have them write the **lesson learned** on their Mini-Journal card.
- ▶ Discuss:
What are some things that prevent us from completely trusting Jesus?
What is one action you can take this week to help you trust Jesus more?
- ▶ Have them write down their specific **action to take**. Then in groups of two or three, have them share what action they plan to take. Finally, have them pray for one another.

tell someone they know

- ▶ Ask whom they know who might be interested in hearing about what they are learning.
- ▶ Have them write the name after **person to tell**. Then, in groups of two or three, have them share whom they plan to tell. Finally, have them pray for one another.
- ▶ Encourage them to tell those people in the next few days.

notes and preparation checklist

pray

- Pray for wisdom.
- Pray for group members.

connect

- Think of a good personal example to share.
- Decide when and how to transition from **connect** to **hear**.

notes and preparation checklist

hear

Alternate questions to ask:

- Matthew 9:35–37**
What are some human qualities we see in Jesus' response to the plight of the crowd?
- John 11:32–36**
What can we learn about Jesus from His responses to Mary and the death of His friend Lazarus?

Philippians 2:5–8

1. *What can we learn about Jesus from this passage? What did He give up for a while? What did He endure as a result?*
2. *Why do you suppose the Father sent the Son on this mission?*

Among other things, look for the response, "So we can see God up close and know He understands us and our problems."

notes and preparation checklist

apply

- Decide when and how to transition from **hear** to **apply**.
- Be prepared to encourage people to a specific action step. Have an example in mind.
- Print [Man Mini Journal](#).

notes and preparation checklist

tell

- Encourage people to do this despite their natural tendency not to.
- Look for group members who **tell** easily. They may be good at leading their own group soon.

4 Facts: Savior

Jesus died for our sins, so we can have a close relationship with God



B

Group Discussion Flow

connect with needs

- ▶ Find out how they are doing. Ask also how their **action to take** and **person to tell** went last week.
- ▶ Pray for wisdom from God for the session.
- ▶ Start by stating: *"There are times when people need serious help to get out of bad situations."*
Then, surface experiences:
"Let me tell you how I have experienced this."
"Tell us how you have experienced this."
- ▶ Transition to the Bible by saying, *"Human beings are in a very bad situation due to their sin, and Jesus came to give us some serious help."*

hear what God says

- ▶ Read (or tell) a Bible story/passage related to the topic.
Choices:
John 8:3–11 (story)
Romans 5:8
Ephesians 2:4–9
Two of these passages may be enough to cover in one session.
Commentary:
John 8:3–11 — The Pharisees (religious leaders) brought a woman caught in adultery to Jesus. According to the law, they said she should be stoned for her actions. Jesus pointed out that no person is without sin. Jesus challenged the Pharisees to kill the woman if they were without sin. No one could. Jesus did not condemn the woman, but challenged her to leave her life of sin.

- Romans 5:8** — Jesus died on the cross for us because we are sinners.
- Ephesians 2:4–9** — This passage shows us that, because of His love and mercy, God sent Jesus Christ to be our Savior. We are no longer dead in our sins, but have new life. This is an act of God's grace, not of our own merit or deeds.
- ▶ Discuss each passage using the following questions, or the alternate questions below:
What do you think this passage teaches us?
What can we learn about God or our response to God?
How do you think this passage relates to the statement we discussed earlier: "There are times when people need serious help to get out of bad situations"?

apply that to life

- ▶ State the main lesson: *"Jesus died for our sins, so we can have a close relationship with God."* Have them write the **lesson learned** on their Mini-Journal card.
- ▶ Discuss:
What are some things that prevent people from accepting Jesus as Savior?
What is one action you can take this week to point a friend to Jesus as Savior (or) to accept Him as Savior yourself?
- ▶ It may be appropriate to walk through the [Would You Like to Know God Personally?](#) or [Connecting With God](#) booklet at this point.
- ▶ Have them write down their specific **action to take**. Then in groups, have them share what action they plan to take. Finally, have them pray for one another.

tell someone they know

- ▶ Ask whom they know who might be interested in hearing about what they are learning.
- ▶ Have them write the name after **person to tell**. Then, in groups of two or three, have them share whom they plan to tell. Finally, have them pray for one another.
- ▶ Encourage them to tell those people in the next few days.

notes and preparation checklist

pray

- Pray for wisdom.
- Pray for group members.

connect

- Think of a good personal example to share.
- Decide when and how to transition from **connect** to **hear**.

notes and preparation checklist

hear

Alternate questions to ask:

- John 8:3–11**
Note: The woman did break the Jewish law and faced death as a result. Adultery was punishable by death in that culture at that time.
Since the woman was clearly guilty of adultery, why do you think Jesus didn't condemn her? (There are a few different levels to this answer, but one of them is that He had compassion on her and wanted to save her.)
- Romans 5:8**
 1. *Why did Christ have to die?* (You may need to add some understanding here that God's punishment for sin ultimately is death — eternal separation

- from Him. However, for those who receive Christ's forgiveness, Jesus' death takes the place of our own death for our sins.)
2. *What was God's motive for providing a way for us to be rescued from the penalty of sin? How should our knowledge of the love of God affect our relationship with Him?*
- Ephesians 2:4–9**
Note: You may want to read this passage before discussing the 2nd question for Romans 5:8.
How does our salvation occur? What is God's part? What is our part? In other words, what must we do to apply that grace to ourselves?

notes and preparation checklist

apply

- Decide when and how to transition from **hear** to **apply**.
- Be prepared to encourage people to a specific action step. Have an example in mind.
- Print [Savior Mini Journal](#).

notes and preparation checklist

tell

- Encourage people to do this despite their natural tendency not to.
- Look for group members who **tell** easily. They may be good at leading their own group soon.

4 Facts: Servant

Jesus lived His life on earth helping and serving others, and He asks us to do the same



B

Group Discussion Flow

connect with needs

- ▶ Find out how they are doing. Ask also how their **action to take** and **person to tell** went last week.
- ▶ Pray for wisdom from God for the session.
- ▶ Start by stating: *"People who are unselfish and serve make a powerful, positive impact on those around them."*
Then, surface experiences:
"Let me tell you how I have experienced this."
"Tell us how you have experienced this."
- ▶ Transition to the Bible by saying, *"Jesus demonstrated that He was unselfish and sought to serve people."*

hear what God says

- ▶ Read (or tell) a Bible story/passage related to the topic.
Choices:
John 13:1–17 (story)
Mark 1:40–42 (story)
Ephesians 6:7–8
Two of these passages may be enough to cover in one session.
Commentary:
John 13:1–17 — Jesus gives a lesson in humility when He washes the feet of the disciples. Such a menial task was usually left to the servants. Here, Jesus sets an example that we should do for others what He has done for us.
Mark 1:40–42 — A man with leprosy begged Jesus to make him clean. Touching a person with such a disease brought defilement under

the law. Jesus, however, unselfishly responded to the man's request and cured him.
Ephesians 6:7–8 — This passage challenges us to serve others as if we were serving God.

- ▶ Discuss each passage using the following questions, or the alternate questions below:
What do you think this passage teaches us?
What can we learn about God or our response to God?
How do you think this passage relates to the statement we discussed earlier: "People who are unselfish and serve make a powerful, positive impact on those around them"?

apply that to life

- ▶ State the main lesson: *"Jesus lived His life on earth helping and serving others, and He asks us to do the same."* Have them write the **lesson learned** on their Mini-Journal card.
- ▶ Discuss:
What are some things that keep us from helping or serving others?
What is one action you can take this week to help or serve someone else?
- ▶ Have them write down their specific **action to take**. Then in groups of two or three, have them share what action they plan to take. Finally, have them pray for one another.

tell someone they know

- ▶ Ask whom they know who might be interested in hearing about what they are learning.
- ▶ Have them write the name after **person to tell**. Then, in groups of two or three, have them share whom they plan to tell. Finally, have them pray for one another.
- ▶ Encourage them to tell those people in the next few days.
- ▶ Tell them how they will be helped by the next four sessions. See the [Dashboard, "4 Helps"](#).

notes and preparation checklist

pray

- Pray for wisdom.
- Pray for group members.

connect

- Think of a good personal example to share.
- Decide when and how to transition from **connect** to **hear**.

notes and preparation checklist

hear

Alternate questions to ask:

- John 13:1–17**
 1. *What are some qualities about Jesus we see in the act of washing the disciples' feet?*
 2. *If we take the qualities of humility and serving beyond washing people's feet, what are some ways we can apply those qualities in the context of our daily lives?*
- Mark 1:40–42**
 1. *What might be some reasons Jesus wouldn't want to touch the leper?*

2. *Why did he do it?*

Note: This next passage moves from Jesus serving to our following His example in serving.

Ephesians 6:7–8

1. *What would be some alternatives to wholehearted service? (Reluctant, begrudging)*
2. *What are some examples you have seen of both wholehearted and begrudging service?*

notes and preparation checklist

apply

- Decide when and how to transition from **hear** to **apply**.
- Be prepared to encourage people to a specific action step. Have an example in mind.
- Print [Servant Mini Journal](#).

notes and preparation checklist

tell

- Encourage people to do this despite their natural tendency not to.
- Look for group members who **tell** easily. They may be good at leading their own group soon.

4 Helps: Power

Daily life can be difficult, but the Holy Spirit gives us power for living



B

Group Discussion Flow

connect with needs

- ▶ Find out how they are doing. Ask also how their **action to take** and **person to tell** went last week.
- ▶ Pray for wisdom from God for the session.
- ▶ Start by stating: *“Daily life is challenging at times.”*
Then, surface experiences:
“Let me tell you how I have experienced this.”
“Tell us how you have experienced this.”
- ▶ Transition to the Bible by saying, *“The Holy Spirit can give us power to cope with the daily challenges of life.”*

hear what God says

- ▶ Read (or tell) a Bible story/passage related to the topic.
Choices:
Galatians 5:16–23
Ephesians 3:16, 20
Acts 3:5–14 (story)
Two of these passages may be enough to cover in one session.
Commentary:
Galatians 5:16–23 — The desires of the flesh and the Spirit are contradictory to each other. We do not do what we want to do to be obedient to Christ. However, if we live by the Spirit, we will have power to say “no” to the desires of our sinful nature.
Ephesians 3:16, 20 — (used earlier in the 4 Walks Section) — This passage gives an amazing

statement of how much power is available to help us live lives that reflect God to those around us.
Acts 3:5–14 — Peter and John are detained and must account for their ministry to the religious leaders.

- ▶ Discuss each passage using the following questions, or the alternate questions below:
What do you think this passage teaches us?
What can we learn about God or our response to God?
How do you think this passage relates to the statement we discussed earlier: “Daily life is challenging at times”?

apply that to life

- ▶ State the main lesson: *“Daily life can be difficult, but the Holy Spirit gives us power for living.”* Have them write the **lesson learned** on their Mini-Journal card.
- ▶ Discuss:
What are some things that keep us from experiencing the power of the Holy Spirit in our daily challenges?
What is one action you can take this week to overcome one of your life challenges through the power of the Holy Spirit?
- ▶ Have them write down their specific **action to take**. Then in groups of two or three, have them share what action they plan to take. Finally, have them pray for one another.

tell someone they know

- ▶ Ask whom they know who might be interested in hearing about what they are learning.
- ▶ Have them write the name after **person to tell**. Then, in groups of two or three, have them share whom they plan to tell. Finally, have them pray for one another.
- ▶ Encourage them to tell those people in the next few days.

notes and preparation checklist

pray

- Pray for wisdom.
- Pray for group members.

connect

- Think of a good personal example to share.
- Decide when and how to transition from **connect** to **hear**.

notes and preparation checklist

hear

Alternate questions to ask:

- Galatians 5:16-23**
 1. *How common are the acts of the sinful nature? (Verses 19–21) Give some examples you have observed (without mentioning names).*
 2. *How easy is it to implement the fruit of the Spirit in everyday life? (Verses 22, 23)*Draw the conclusion that the Holy Spirit provides practical power for living.

- Ephesians 3:16, 20**

In your own words, how would you describe the power of the Spirit in light of verse 20?

Once again, highlight that this power “strengthens our inner beings” and “works within us.”

- Acts 3:5–14**

1. *Of what are Peter and John “guilty”?* *What gave Peter the boldness to answer his accusers?*
2. *What did the religious leaders find astonishing about them?* (see verses 13 and 14)

notes and preparation checklist

apply

- Decide when and how to transition from **hear** to **apply**.
- Be prepared to encourage people to a specific action step. Have an example in mind.
- Print [Power Mini Journal](#).

notes and preparation checklist

tell

- Encourage people to do this despite their natural tendency not to.
- Look for group members who **tell** easily. They may be good at leading their own group soon.

4 Helps: Truth

Sometimes it is hard to know what is true spiritually, but the Holy Spirit can enlighten us



B

Group Discussion Flow

connect with needs

- ▶ Find out how they are doing. Ask also how their **action to take** and **person to tell** went last week.
- ▶ Pray for wisdom from God for the session.
- ▶ Start by stating: *"Sometimes it is hard to know what is true and what is false."*
Then, surface experiences:
"Let me tell you how I have experienced this."
"Tell us how you have experienced this."
- ▶ Transition to the Bible by saying, *"The Holy Spirit can give us wisdom in discerning what is true in spiritual matters."*

hear what God says

- ▶ Read (or tell) a Bible story/passage related to the topic.
Choices:
1 Corinthians 2:10–12
John 16:13–15
Acts 8:26–36 (story)
Two of these passages may be enough to cover in one session.
Commentary:
1 Corinthians 2:10–12 — Only the Holy Spirit and Jesus Christ know the thoughts of the Father. Through the Spirit, we can have more than just human wisdom. We can know spiritual truths that come from God.
John 16:13–15 — Jesus is explaining the work of the Holy Spirit. The Spirit guides us into all truth and helps make the Father known to us.

- Acts 8:26–36** — Philip (one of Jesus' disciples) is able to explain the meaning of a passage in the Old Testament to a man he meets on the road from Jerusalem to Gaza.
- ▶ Discuss each passage using the following questions, or the alternate questions below:
What do you think this passage teaches us?
What can we learn about God or our response to God?
How do you think this passage relates to the statement we discussed earlier: "Sometimes it is hard to know what is true and what is false"?

apply that to life

- ▶ State the main lesson: *"Sometimes it is hard to know what is true spiritually, but the Holy Spirit can enlighten us."* Have them write the **lesson learned** on their Mini-Journal card.
- ▶ Discuss:
What are some confusing messages we receive today concerning spiritual truth? (e.g. how movies portray Christianity)
What is one action you can take this week to receive more wisdom from the Holy Spirit?
- ▶ It may be appropriate to walk through the [Satisfied?](#) (Spirit-filled Life) booklet at this point.
- ▶ Have them write down their specific **action to take**. Then in groups of two or three, have them share what action they plan to take. Finally, have them pray for one another.

tell someone they know

- ▶ Ask whom they know who might be interested in hearing about what they are learning.
- ▶ Have them write the name after **person to tell**. Then, in groups of two or three, have them share whom they plan to tell. Finally, have them pray for one another.
- ▶ Encourage them to tell those people in the next few days.

notes and preparation checklist

pray

- Pray for wisdom.
- Pray for group members.

connect

- Think of a good personal example to share.
- Decide when and how to transition from **connect** to **hear**.

notes and preparation checklist

hear

Alternate questions to ask:

- 1 Corinthians 2:10–12**

What can we learn about the extent of the Spirit's knowledge from this passage?

- John 16:13–15**

Explain that Jesus was preparing His disciples for the fact that He would soon be gone from them physically. He encouraged them by explaining that He would send help for them in the form of

the Holy Spirit.

- In this passage, what kind of help is promised through the Holy Spirit?*
 - What are some very practical ways that same Spirit can help us as believers in today's circumstances?*
- Acts 8:26–36**
 - While the circumstances were quite unique, what message was Philip able to share? Why was it necessary for Philip to explain things to this man? Where did Philip's ability come from?*
 - What might you have shared with the man from Ethiopia?*

notes and preparation checklist

apply

- Decide when and how to transition from **hear** to **apply**.
- Be prepared to encourage people to a specific action step. Have an example in mind.
- Print [Truth Mini Journal](#).

notes and preparation checklist

tell

- Encourage people to do this despite their natural tendency not to.
- Look for group members who **tell** easily. They may be good at leading their own group soon.

4 Helps: Peace

Sometimes things overwhelm us emotionally, but the Holy Spirit can give us peace



B

Group Discussion Flow

connect with needs

- ▶ Find out how they are doing. Ask also how their **action to take** and **person to tell** went last week.
- ▶ Pray for wisdom from God for the session.
- ▶ Start by stating: *"Sometimes things overwhelm us emotionally."* Then, surface experiences:
"Let me tell you how I have experienced this."
"Tell us how you have experienced this."
- ▶ Transition to the Bible by saying, *"The Holy Spirit can give us peace in these kinds of situations."*

hear what God says

- ▶ Read (or tell) a Bible story/passage related to the topic.
Choices:
Romans 8:5–6
Acts 7:54–60 (story)
Galatians 5:22
Two of these passages may be enough to cover in one session.
Commentary:
Romans 8:5–6 — This passage shows the stark contrast between relying on our flesh and relying on the power of the Holy Spirit. Our sinful nature breeds death, but the Spirit breeds life and peace.
Acts 7:54–60 — Stephen was among several men elected by the early church to serve. He was arrested and found himself caught in the middle of an angry crowd. As the crowd dragged him out of the

- city and began to kill him, Stephen was full of the Holy Spirit and experienced peace.
- Galatians 5:22** — (Part of a passage used earlier) — One fruit (outcome) of being filled with the Holy Spirit is peace.
- ▶ Discuss each passage using the following questions, or the alternate questions below:
What do you think this passage teaches us?
What can we learn about God or our response to God?
How do you think this passage relates to the statement we discussed earlier: "Sometimes things overwhelm us emotionally"?

apply that to life

- ▶ State the main lesson: *"Sometimes things overwhelm us emotionally, but the Holy Spirit can give us peace."* Have them write the **lesson learned** on their Mini-Journal card.
- ▶ Discuss:
What prevents us from receiving peace through the Holy Spirit?
What is one action you can take this week to experience more of that peace?
- ▶ Have them write down their specific **action to take**. Then in groups of two or three, have them share what action they plan to take. Finally, have them pray for one another.

tell someone they know

- ▶ Ask whom they know who might be interested in hearing about what they are learning.
- ▶ Have them write the name after **person to tell**. Then, in groups of two or three, have them share whom they plan to tell. Finally, have them pray for one another.
- ▶ Encourage them to tell those people in the next few days.

notes and preparation checklist

pray

- Pray for wisdom.
- Pray for group members.

connect

- Think of a good personal example to share.
- Decide when and how to transition from **connect** to **hear**.

notes and preparation checklist

hear

Alternate questions to ask:

- Romans 8:5–6**
 1. *In what ways can the mind of sinful man be characterized as "death"?*
 2. *Similarly, in what ways can the mind controlled by the Spirit be characterized as "life and peace"?*
- Acts 7:54–60**
 1. *What are some adjectives you could use to describe Stephen's state of mind as he was facing both the anger of his accusers and death?*

notes and preparation checklist

apply

- Decide when and how to transition from **hear** to **apply**.
- Be prepared to encourage people to a specific action step. Have an example in mind.
- Print [Peace Mini Journal](#).

notes and preparation checklist

tell

- Encourage people to do this despite their natural tendency not to.
- Look for group members who **tell** easily. They may be good at leading their own group soon.

4 Helps: Words

Sometimes we don't know what to say to minister to people, but the Holy Spirit can give us the words



B

Group Discussion Flow

connect with needs

- ▶ Find out how they are doing. Ask also how their **action to take** and **person to tell** went last week.
- ▶ Pray for wisdom from God for the session.
- ▶ Start by stating: *"Sometimes we want to help people in a tough situation, but we can't seem to figure out what to say."*
Then, surface experiences:
"Let me tell you how I have experienced this."
"Tell us how you have experienced this."
- ▶ Transition to the Bible by saying, *"The Holy Spirit can give us the right words to say in various situations."*

hear what God says

- ▶ Read (or tell) a Bible story/passage related to the topic.
Choices:
Luke 12:11–12
1 Corinthians 2:1–8,13
1 Samuel 3 (story)
Two of these passages may be enough to cover in one session.
Commentary:
Luke 12:11–12 — This passage encourages us that when we are in a position where we must defend our faith we can rely on the Holy Spirit to give us the words to say.
1 Corinthians 2:1–8,13 — This passage is Paul's testimony to the power of the Holy Spirit speaking through him. Paul told about his own lack of eloquence and words, his fears and his lack of knowledge. The Corinthians grasped his message of the gospel because

the power of the Holy Spirit spoke through him. Through the Spirit, we can express spiritual truths.
1 Samuel 3 — God calls young Samuel to be his spokesperson. While this was a unique event it points to Christ who is God's final word to humankind. When we don't know what to say we can always talk about Jesus.

- ▶ Discuss each passage using the following questions, or the alternate questions below:
What do you think this passage teaches us?
What can we learn about God or our response to God?
How do you think this passage relates to the statement we discussed earlier: "Sometimes we want to help people in a tough situation, but we can't seem to figure out what to say"?

apply that to life

- ▶ State the main lesson: *"Sometimes we don't know what to say to minister to people, but the Holy Spirit can give us the words."* Have them write the **lesson learned** on their Mini-Journal card.
- ▶ Discuss:
What prevents us from receiving from the Holy Spirit the right words to say to minister to others?
What is one action you can take this week to find the right words to minister?
- ▶ Have them write down their specific **action to take**. Then in groups of two or three, have them share what action they plan to take. Finally, have them pray for one another.

tell someone they know

- ▶ Ask whom they know who might be interested in hearing about what they are learning.
- ▶ Have them write the name after **person to tell**. Then, in groups of two or three, have them share whom they plan to tell. Finally, have them pray for one another.
- ▶ Encourage them to tell those people in the next few days.
- ▶ Tell them how they will be helped by the next four sessions. See the [Dashboard, "4 Attitudes"](#).

notes and preparation checklist

pray

- Pray for wisdom.
- Pray for group members.

connect

- Think of a good personal example to share.
- Decide when and how to transition from **connect** to **hear**.

notes and preparation checklist

hear

Alternate questions to ask:

- Luke 12:11–12**
 1. *What is yet another role the Holy Spirit can play in our lives?*
 2. *We may not be brought before hostile authorities to defend our faith but, day-to-day, what are some situations where we could benefit from the Holy Spirit showing us what to say?*
- 1 Corinthians 2:1–8, 13**
 1. *What can we learn from the way Paul approached the worldly-wise Corinthians?*

- 2. What contrast do you see in this passage?**
In the discussion be sure to focus on human or worldly wisdom versus spiritual wisdom.
- 1 Samuel 3**
 1. *From where did Samuel get God's message? Where do we find God's message today?*
 2. *How did Samuel feel about telling God's message? How do you feel? What encouragement do you draw from Samuel's story?*

notes and preparation checklist

apply

- Decide when and how to transition from **hear** to **apply**.
- Be prepared to encourage people to a specific action step. Have an example in mind.
- Print [Words Mini Journal](#).

notes and preparation checklist

tell

- Encourage people to do this despite their natural tendency not to.
- Look for group members who **tell** easily. They may be good at leading their own group soon.

4 Attitudes: Trust

Trust God rather than yourself



B

Group Discussion Flow

connect with needs

- ▶ Find out how they are doing. Ask also how their **action to take** and **person to tell** went last week.
- ▶ Pray for wisdom from God for the session.
- ▶ Start by stating: *"It is hard to stay friends with people unless you trust them."*
Then, surface experiences:
"Let me tell you how I have experienced this."
"Tell us how you have experienced this."
- ▶ Transition to the Bible by saying, *"This is also true in a relationship with God."*

hear what God says

- ▶ Read (or tell) a Bible story/passage related to the topic.
Choices:
Luke 5:17–26 (story)
Matthew 14:25–33 (story)
Proverbs 3:5
Two of these passages may be enough to cover in one session.
Commentary:
Luke 5:17–26 — This story shows friends of a paralytic taking extraordinary measures to put their friend in front of Jesus. The paralytic and his friends would have only done that if they believed (trusted) that Christ would do something in response. Their faith is rewarded beyond just the man's healing.
Matthew 14:25–33 — Peter initially demonstrates great trust in Christ. He also shows what hap-

pens when that trust falters.

Proverbs 3:5 — This passage invites us to a wholehearted trust in God, rather than relying on our own understanding.

- ▶ Discuss each passage using the following questions, or the alternate questions below:
What do you think this passage teaches us?
What can we learn about God or our response to God?
How do you think this passage relates to the statement we discussed earlier: "It is hard to stay friends with people unless you trust them"?

apply that to life

- ▶ State the main lesson: *"Trust God rather than yourself."* Have them write the **lesson learned** on their Mini-Journal card.
- ▶ Discuss:
Why do we often trust ourselves more than we trust God?
What is one action you can take this week to start trusting God more?
- ▶ Have them write down their specific **action to take**. Then in groups of two or three, have them share what action they plan to take. Finally, have them pray for one another.

tell someone they know

- ▶ Ask whom they know who might be interested in hearing about what they are learning.
- ▶ Have them write the name after **person to tell**. Then, in groups of two or three, have them share whom they plan to tell. Finally, have them pray for one another.
- ▶ Encourage them to tell those people in the next few days.

notes and preparation checklist

pray

- Pray for wisdom.
- Pray for group members.

connect

- Think of a good personal example to share.
- Decide when and how to transition from **connect** to **hear**.

notes and preparation checklist

hear

Alternate questions to ask:

- Luke 5:17–26**
 1. *What do you think was going through the minds of the paralytic's friends as they contemplated making a hole in someone's roof and making a spectacle of their handicapped friend in front of Jesus and the crowd?*
 2. *How can you explain the fact that they finally made the decision to do it?*
 3. *What were the rewards for their willingness to trust God?*

- Matthew 14:25–33**

In this passage, what are some lessons we can learn about trusting God?

- Proverbs 3:5**

How would you express this verse in today's way of saying things?

notes and preparation checklist

apply

- Decide when and how to transition from **hear** to **apply**.
- Be prepared to encourage people to a specific action step. Have an example in mind.
- Print [Trust Mini Journal](#).

notes and preparation checklist

tell

- Encourage people to do this despite their natural tendency not to.
- Look for group members who **tell** easily. They may be good at leading their own group soon.

4 Attitudes: Love

Love God with your whole heart and worship Him



B

Group Discussion Flow

connect with needs

- ▶ Find out how they are doing. Ask also how their **action to take** and **person to tell** went last week.
- ▶ Pray for wisdom from God for the session.
- ▶ Start by stating: *“Love is a crucial element in causing a relationship to deepen over time.”*
Then, surface experiences:
“Let me tell you how I have experienced this.”
“Tell us how you have experienced this.”
- ▶ Transition to the Bible by saying, *“This is also true in a relationship with God.”*

hear what God says

- ▶ Read (or tell) a Bible story/passage related to the topic.
Choices:
Matthew 22:36–38
John 21:15–17 (story)
Deuteronomy 11:11–15 (story)
Two of these passages may be enough to cover in one session.
Commentary:
Matthew 22:36–38 — Jesus makes it clear that loving God is our number one priority.
John 21:15–17 — Jesus strongly emphasizes that priority with Peter (who had recently denied knowing Him).
Deuteronomy 11:11–15 — God tells the children of Israel what wonderful benefits they will receive if they love and serve Him wholeheartedly.

apply that to life

- ▶ State the main lesson: *“Love God with your whole heart and worship Him.”* Have them write the **lesson learned** on their Mini-Journal card.
- ▶ Discuss:
Why don't we always love God with our whole heart?
What is one action you can take this week to start loving God more?
- ▶ Have them write down their specific **action to take**. Then in groups of two or three, have them share what action they plan to take. Finally, have them pray for one another.

tell someone they know

- ▶ Ask whom they know who might be interested in hearing about what they are learning.
- ▶ Have them write the name after **person to tell**. Then, in groups of two or three, have them share whom they plan to tell. Finally, have them pray for one another.
- ▶ Encourage them to tell those people in the next few days.

notes and preparation checklist

pray

- Pray for wisdom.
- Pray for group members.

connect

- Think of a good personal example to share.
- Decide when and how to transition from **connect** to **hear**.

notes and preparation checklist

hear

Alternate questions to ask:

- Matthew 22:36–38**
 1. *What are some other answers Jesus might have given besides, “Love the Lord your God...?”* (For example, “Be holy” or “Obey God.”)
 2. *What may be some reasons Christ chose the “Love God” answer?*
- John 21:15–17**
Point out that this is the last recorded personal conversation between Jesus and Peter before Christ ascended to heaven.

notes and preparation checklist

apply

- Decide when and how to transition from **hear** to **apply**.
- Be prepared to encourage people to a specific action step. Have an example in mind.
- Print [Love Mini Journal](#).

notes and preparation checklist

tell

- Encourage people to do this despite their natural tendency not to.
- Look for group members who **tell** easily. They may be good at leading their own group soon.

4 Attitudes: Obey

Do what pleases God



B

Group Discussion Flow

connect with needs

- ▶ Find out how they are doing. Ask also how their **action to take** and **person to tell** went last week.
- ▶ Pray for wisdom from God for the session.
- ▶ Start by stating: *"When we love people, we try to find ways to please them."*
Then, surface experiences:
"Let me tell you how I have experienced this."
"Tell us how you have experienced this."
- ▶ Transition to the Bible by saying, *"This is also true in a relationship with God."*

hear what God says

- ▶ Read (or tell) a Bible story/passage related to the topic.
Choices:
John 14:23–24
Matthew 21:28–32 (story)
Acts 5:27–33 (story)
Two of these passages may be enough to cover in one session.
Commentary:
John 14:23–24 — Jesus connects loving Him with obeying what He teaches.
Matthew 21:28–32 — Jesus clarifies that obedience involves following through, not just saying "yes."
Acts 5:27–33 — The apostles show that they understand the importance of obeying God - even at considerable personal risk.

apply that to life

- ▶ State the main lesson: *"Do what pleases God."* Have them write the **lesson learned** on their Mini-Journal card.
- ▶ Discuss:
Why don't we always choose to do what pleases God?
What is one action you can take this week to begin to please God more?
- ▶ Have them write down their specific **action to take**. Then in groups of two or three, have them share what action they plan to take. Finally, have them pray for one another.

tell someone they know

- ▶ Ask whom they know who might be interested in hearing about what they are learning.
- ▶ Have them write the name after **person to tell**. Then, in groups of two or three, have them share whom they plan to tell. Finally, have them pray for one another.
- ▶ Encourage them to tell those people in the next few days.

notes and preparation checklist

pray

- Pray for wisdom.
- Pray for group members.

connect

- Think of a good personal example to share.
- Decide when and how to transition from **connect** to **hear**.

notes and preparation checklist

hear

Alternate questions to ask:

- John 14:23–24**
Why do you think that people will obey God if they really love Him?
Tie this to the **connect** discussion just completed.
- Matthew 21:28–32**
 1. *What seem to be the lessons of this parable?*
 2. *Give an example of a time when you promised someone (e.g. a parent or a good friend) that you would do*

something and then you failed to follow through. How did it make that person feel?

- Acts 5:27–33**
 1. *What apparently were the risks to the apostles if they displeased the group of religious leaders?*
 2. *What was their reasoning in taking those risks?*

notes and preparation checklist

apply

- Decide when and how to transition from **hear** to **apply**.
- Be prepared to encourage people to a specific action step. Have an example in mind.
- Print [Obey Mini Journal](#).

notes and preparation checklist

tell

- Encourage people to do this despite their natural tendency not to.
- Look for group members who **tell** easily. They may be good at leading their own group soon.

4 Attitudes: Use

Use well what God gives you, for His purpose



B

Group Discussion Flow

connect with needs

- ▶ Find out how they are doing. Ask also how their **action to take** and **person to tell** went last week.
- ▶ Pray for wisdom from God for the session.
- ▶ Start by stating: *"When we are given something, it is a nice compliment to the giver for us to use it."*
Then, surface experiences:
"Let me tell you how I have experienced this."
"Tell us how you have experienced this."
- ▶ Transition to the Bible by saying, *"This is also true in a relationship with God."*

hear what God says

- ▶ Read (or tell) a Bible story/passage related to the topic.
Choices:
Ephesians 2:10
Ephesians 5:15–16
Matthew 25:14–30 (story)
Two of these passages may be enough to cover in one session.
Commentary:
Ephesians 2:10 — This verse tells us that God has planned and prepared beforehand for us to do good things.
Ephesians 5:15–16 — These verses clarify that it is our job to make the most of the opportunities God gives.
Matthew 25:14–30 — This is one of the classic parables illustrating how pleasing and important it is

- to God that we make good use of what He gives us. The "master" in the story is a picture of God.
- ▶ Discuss each passage using the following questions, or the alternate questions below:
What do you think this passage teaches us?
What can we learn about God or our response to God?
How do you think this passage relates to the statement we discussed earlier: "When we are given something, it is a nice compliment to the giver for us to use it"?

apply that to life

- ▶ State the main lesson: *"Use well what God gives you, for His purpose."* Have them write the **lesson learned** on their Mini-Journal card.
- ▶ Discuss:
Why don't we always use the gifts God has given us well?
What is one action you can take this week to start using your gifts better?
- ▶ Have them write down their specific **action to take**. Then in groups of two or three, have them share what action they plan to take. Finally, have them pray for one another.

tell someone they know

- ▶ Ask whom they know who might be interested in hearing about what they are learning.
- ▶ Have them write the name after **person to tell**. Then, in groups of two or three, have them share whom they plan to tell. Finally, have them pray for one another.
- ▶ Encourage them to tell those people in the next few days.
- ▶ Encourage them to start their own groups to discuss the "Essentials for Spiritual Growth and Multiplication."

notes and preparation checklist

pray

- Pray for wisdom.
- Pray for group members.

connect

- Think of a good personal example to share.
- Decide when and how to transition from **connect** to **hear**.

notes and preparation checklist

hear

Alternate questions to ask:

- Ephesians 2:10**
 1. *What can we learn from this verse about God's plans for each of us?*
 2. *What things might that encourage us to do better?*
- Ephesians 5:15–16**
What are we encouraged to do in this passage?
The key phrase here can be translated "make the most of your strategic and seasonal opportunities."

- Matthew 25:14–30**
 1. *What did the first two servants do?*
At once they put their money to work and gained 100% return.
 2. *What was the response of the property owner when he returned?*
 3. *What did the third servant do?*
 4. *What was the response of the property owner to this servant?*

notes and preparation checklist

apply

- Decide when and how to transition from **hear** to **apply**.
- Be prepared to encourage people to a specific action step. Have an example in mind.
- Print [Use Mini Journal](#).

notes and preparation checklist

tell

- Encourage people to do this despite their natural tendency not to.
- Look for group members who **tell** easily. They may be good at leading their own group soon.

4 Walks

Begin to know God and how to relate to Him



4 Walks

Begin to know God and how to relate to Him



4 Walks

Begin to know God and how to relate to Him



Assured



lesson learned



action to take



person to tell

person to tell



action to take



lesson learned



Assured



4 Walks
Begin to know God and how to relate to Him



4 Walks
Begin to know God and how to relate to Him



4 Walks
Begin to know God and how to relate to Him

4 Walks

Begin to know God and how to relate to Him



4 Walks

Begin to know God and how to relate to Him



4 Walks

Begin to know God and how to relate to Him



Forgiven



lesson learned



action to take



person to tell

person to tell



action to take



lesson learned



Forgiven



lesson learned



action to take



person to tell

person to tell



action to take



lesson learned



Forgiven



lesson learned



action to take



person to tell

person to tell



action to take



lesson learned



Forgiven



4 Walks
Begin to know God and how to relate to Him



4 Walks
Begin to know God and how to relate to Him



4 Walks
Begin to know God and how to relate to Him

4 Walks

Begin to know God and how to relate to Him



4 Walks

Begin to know God and how to relate to Him



4 Walks

Begin to know God and how to relate to Him



Filled



lesson learned



action to take



person to tell

person to tell



action to take



lesson learned



Filled



4 Walks
Begin to know God and how to relate to Him



4 Walks
Begin to know God and how to relate to Him



4 Walks
Begin to know God and how to relate to Him

4 Walks

Begin to know God and how to relate to Him



4 Walks

Begin to know God and how to relate to Him



4 Walks

Begin to know God and how to relate to Him



Continually



lesson learned



action to take



person to tell

person to tell



action to take



lesson learned



Continually



4 Walks
Begin to know God and how to relate to Him



4 Walks
Begin to know God and how to relate to Him



4 Walks
Begin to know God and how to relate to Him

Continually



lesson learned



action to take



person to tell

person to tell



action to take



lesson learned



Continually

Continually



lesson learned



action to take



person to tell

person to tell



action to take



lesson learned



Continually

4 Talks

Start some new habits to help you live the christian life



4 Talks

Start some new habits to help you live the christian life



4 Talks

Start some new habits to help you live the christian life



Apply



lesson learned



action to take



person to tell

person to tell



action to take



lesson learned



Apply



lesson learned



action to take



person to tell

person to tell



action to take



lesson learned



Apply



lesson learned



action to take



person to tell

person to tell



action to take



lesson learned



Apply



4 Talks
Start some new habits to help you live the christian life



4 Talks
Start some new habits to help you live the christian life



4 Talks
Start some new habits to help you live the christian life

4 Talks

Start some new habits to help you live the christian life



4 Talks

Start some new habits to help you live the christian life



4 Talks

Start some new habits to help you live the christian life



Pray



lesson learned



action to take



person to tell

person to tell



action to take



lesson learned



Pray



lesson learned



action to take



person to tell

person to tell



action to take



lesson learned



Pray



lesson learned



action to take



person to tell

person to tell



action to take



lesson learned



Pray



4 Talks
Start some new habits to help you live the christian life



4 Talks
Start some new habits to help you live the christian life



4 Talks
Start some new habits to help you live the christian life

4 Talks

Start some new habits to help you live the christian life



4 Talks

Start some new habits to help you live the christian life



4 Talks

Start some new habits to help you live the christian life



Witness



lesson learned



action to take



person to tell

person to tell



action to take



lesson learned



Witness



4 Talks

Start some new habits to help you live the christian life



4 Talks

Start some new habits to help you live the christian life



4 Talks

Start some new habits to help you live the christian life

4 Talks

Start some new habits to help you live the christian life



4 Talks

Start some new habits to help you live the christian life



4 Talks

Start some new habits to help you live the christian life



Fellowship



lesson learned



action to take



person to tell

person to tell



action to take



lesson learned



Fellowship



lesson learned



action to take



person to tell

person to tell



action to take



lesson learned



Fellowship



lesson learned



action to take



person to tell

person to tell



action to take



lesson learned



Fellowship



4 Talks
Start some new habits to help you live the christian life



4 Talks
Start some new habits to help you live the christian life



4 Talks
Start some new habits to help you live the christian life

4 Ministries


Understand some important ways to minister to others




Love


 lesson learned

 action to take

 person to tell

_____  person to tell

_____  action to take

_____  lesson learned

Love

4 Ministries


Understand some important ways to minister to others




Love


 lesson learned

 action to take

 person to tell

_____  person to tell

_____  action to take

_____  lesson learned

Love

4 Ministries


Understand some important ways to minister to others





Love


 lesson learned

 action to take

 person to tell

_____  person to tell

_____  action to take

_____  lesson learned

Love



4 Ministries
Understand some important ways to minister to others



4 Ministries
Understand some important ways to minister to others



4 Ministries
Understand some important ways to minister to others

4 Ministries


Understand some important ways to minister to others




Win


 lesson learned

 action to take

 person to tell

_____  person to tell

_____  action to take

_____  lesson learned

Win



4 Ministries

Understand some important ways to minister to others

4 Ministries


Understand some important ways to minister to others




Win


 lesson learned

 action to take

 person to tell

_____  person to tell

_____  action to take

_____  lesson learned

Win



4 Ministries

Understand some important ways to minister to others

4 Ministries

Understand some important ways to minister to others




Win


 lesson learned

 action to take

 person to tell

_____  person to tell

_____  action to take

_____  lesson learned

Win



4 Ministries

Understand some important ways to minister to others

4 Ministries

Understand some important ways to minister to others



4 Ministries

Understand some important ways to minister to others



4 Ministries

Understand some important ways to minister to others



Build



lesson learned



action to take



person to tell

person to tell



action to take



lesson learned



Build

+Essentials



4 Ministries
Understand some important ways to minister to others

+Essentials



4 Ministries
Understand some important ways to minister to others

+Essentials



4 Ministries
Understand some important ways to minister to others

Build



lesson learned



action to take



person to tell

person to tell



action to take



lesson learned



Build

4 Ministries

Understand some important ways to minister to others



4 Ministries

Understand some important ways to minister to others



4 Ministries

Understand some important ways to minister to others



Send



lesson learned



action to take



person to tell

person to tell



action to take



lesson learned



Send



lesson learned



action to take



person to tell

person to tell



action to take



lesson learned



Send



lesson learned



action to take



person to tell

person to tell



action to take



lesson learned



Send



4 Ministries
Understand some important ways to minister to others



4 Ministries
Understand some important ways to minister to others



4 Ministries
Understand some important ways to minister to others

4 Facts

Know some important facts about Jesus to help you respond to him properly



4 Facts

Know some important facts about Jesus to help you respond to him properly



4 Facts

Know some important facts about Jesus to help you respond to him properly



God



lesson learned



action to take



person to tell

person to tell



action to take



lesson learned



God

God



lesson learned



action to take



person to tell

person to tell



action to take



lesson learned



God

God



lesson learned



action to take



person to tell

person to tell



action to take



lesson learned



God



4 Facts
Know some important facts about Jesus to help you respond to him properly



4 Facts
Know some important facts about Jesus to help you respond to him properly



4 Facts
Know some important facts about Jesus to help you respond to him properly

4 Facts

Know some important facts about Jesus to help you respond to him properly



4 Facts

Know some important facts about Jesus to help you respond to him properly



4 Facts


Know some important facts about Jesus to help you respond to him properly





Man


 lesson learned

 action to take

 person to tell

_____  person to tell


_____  action to take


_____  lesson learned


Man


 lesson learned

 action to take

 person to tell

_____  person to tell


_____  action to take


_____  lesson learned


Man


 lesson learned

 action to take

 person to tell

_____  person to tell

_____  action to take

_____  lesson learned

Man



4 Facts
Know some important facts about Jesus to help you respond to him properly



4 Facts
Know some important facts about Jesus to help you respond to him properly



4 Facts
Know some important facts about Jesus to help you respond to him properly

4 Facts

Know some important facts about Jesus to help you respond to him properly



4 Facts

Know some important facts about Jesus to help you respond to him properly



4 Facts

Know some important facts about Jesus to help you respond to him properly



Savior



lesson learned



action to take



person to tell

person to tell



action to take



lesson learned



Savior



lesson learned



action to take



person to tell

person to tell



action to take



lesson learned



Savior



lesson learned



action to take



person to tell

person to tell



action to take



lesson learned



Savior



4 Facts
Know some important facts about Jesus to help you respond to him properly



4 Facts
Know some important facts about Jesus to help you respond to him properly



4 Facts
Know some important facts about Jesus to help you respond to him properly

4 Facts

Know some important facts about Jesus to help you respond to him properly



4 Facts

Know some important facts about Jesus to help you respond to him properly



4 Facts

Know some important facts about Jesus to help you respond to him properly



Servant



lesson learned



action to take



person to tell

person to tell



action to take



lesson learned



Servant



4 Facts
Know some important facts about Jesus to help you respond to him properly



4 Facts
Know some important facts about Jesus to help you respond to him properly



4 Facts
Know some important facts about Jesus to help you respond to him properly

Servant



lesson learned



action to take



person to tell

person to tell



action to take



lesson learned



Servant

Servant

Servant



lesson learned



action to take



person to tell

person to tell



action to take



lesson learned



Servant

4 Helps

Understand that the Holy Spirit is given to help us live a supernatural life



4 Helps

Understand that the Holy Spirit is given to help us live a supernatural life



4 Helps

Understand that the Holy Spirit is given to help us live a supernatural life



Power



lesson learned



action to take



person to tell

person to tell



action to take



lesson learned



Power



lesson learned



action to take



person to tell

person to tell



action to take



lesson learned



Power



lesson learned



action to take



person to tell

person to tell



action to take



lesson learned



Power



4 Helps
Understand that the Holy Spirit is given to help us live a supernatural life



4 Helps
Understand that the Holy Spirit is given to help us live a supernatural life



4 Helps
Understand that the Holy Spirit is given to help us live a supernatural life

4 Helps

Understand that the Holy Spirit is given to help us live a supernatural life



4 Helps

Understand that the Holy Spirit is given to help us live a supernatural life



4 Helps

Understand that the Holy Spirit is given to help us live a supernatural life



Truth



lesson learned



action to take



person to tell

person to tell



action to take



lesson learned



Truth



lesson learned



action to take



person to tell

person to tell



action to take



lesson learned



Truth



lesson learned



action to take



person to tell

person to tell



action to take



lesson learned



Truth



4 Helps
Understand that the Holy Spirit is given to help us live a supernatural life



4 Helps
Understand that the Holy Spirit is given to help us live a supernatural life



4 Helps
Understand that the Holy Spirit is given to help us live a supernatural life

4 Helps

Understand that the Holy Spirit is given to help us live a supernatural life



4 Helps

Understand that the Holy Spirit is given to help us live a supernatural life



4 Helps

Understand that the Holy Spirit is given to help us live a supernatural life



Peace




lesson learned



action to take



person to tell

person to tell 

action to take 

lesson learned 

Peace




lesson learned



action to take



person to tell

person to tell 

action to take 

lesson learned 

Peace




lesson learned



action to take



person to tell

person to tell 

action to take 

lesson learned 

Peace



4 Helps
Understand that the Holy Spirit is given to help us live a supernatural life



4 Helps
Understand that the Holy Spirit is given to help us live a supernatural life



4 Helps
Understand that the Holy Spirit is given to help us live a supernatural life

4 Helps

Understand that the Holy Spirit is given to help us live a supernatural life



4 Helps

Understand that the Holy Spirit is given to help us live a supernatural life



4 Helps

Understand that the Holy Spirit is given to help us live a supernatural life



Words



lesson learned



action to take



person to tell

person to tell 

action to take 

lesson learned 



4 Helps
Understand that the Holy Spirit is given to help us live a supernatural life

Words



lesson learned




action to take



person to tell

person to tell 

action to take 

lesson learned 



4 Helps
Understand that the Holy Spirit is given to help us live a supernatural life

Words



lesson learned



action to take



person to tell

person to tell 

action to take 

lesson learned 



4 Helps
Understand that the Holy Spirit is given to help us live a supernatural life

4 Attitudes

Trust God to change your perspectives about Him



4 Attitudes

Trust God to change your perspectives about Him



4 Attitudes

Trust God to change your perspectives about Him



Trust



lesson learned



action to take



person to tell

person to tell



action to take



lesson learned



Trust



lesson learned



action to take



person to tell

person to tell



action to take



lesson learned



Trust



lesson learned



action to take



person to tell

person to tell



action to take



lesson learned



Trust



4 Attitudes
Trust God to change your perspectives about Him



4 Attitudes
Trust God to change your perspectives about Him



4 Attitudes
Trust God to change your perspectives about Him

4 Attitudes

Trust God to change your perspectives about Him



4 Attitudes

Trust God to change your perspectives about Him



4 Attitudes

Trust God to change your perspectives about Him



Love



lesson learned



action to take



person to tell

person to tell



action to take



lesson learned



Love



lesson learned



action to take



person to tell

person to tell



action to take



lesson learned



Love



lesson learned



action to take



person to tell

person to tell



action to take



lesson learned



Love



4 Attitudes
Trust God to change your perspectives about Him



4 Attitudes
Trust God to change your perspectives about Him



4 Attitudes
Trust God to change your perspectives about Him

4 Attitudes

Trust God to change your perspectives about Him



4 Attitudes

Trust God to change your perspectives about Him



4 Attitudes

Trust God to change your perspectives about Him



Obey



lesson learned



action to take



person to tell

person to tell



action to take



lesson learned



Obey



lesson learned



action to take



person to tell

person to tell



action to take



lesson learned



Obey



lesson learned



action to take



person to tell

person to tell



action to take



lesson learned



Obey



4 Attitudes
Trust God to change your perspectives about Him



4 Attitudes
Trust God to change your perspectives about Him



4 Attitudes
Trust God to change your perspectives about Him

4 Attitudes

Trust God to change your perspectives about Him



4 Attitudes

Trust God to change your perspectives about Him



4 Attitudes

Trust God to change your perspectives about Him



Use



lesson learned



action to take



person to tell

person to tell



action to take



lesson learned



Use



4 Attitudes
Trust God to change your perspectives about Him



4 Attitudes
Trust God to change your perspectives about Him



4 Attitudes
Trust God to change your perspectives about Him

Essentials Mini-Journal Card Sleeve


Print on heavy paper or cardstock. Cut along solid lines. Fold panels in sequence along dotted lines. Tape or glue seams. Smile.



1

series _____

2



3