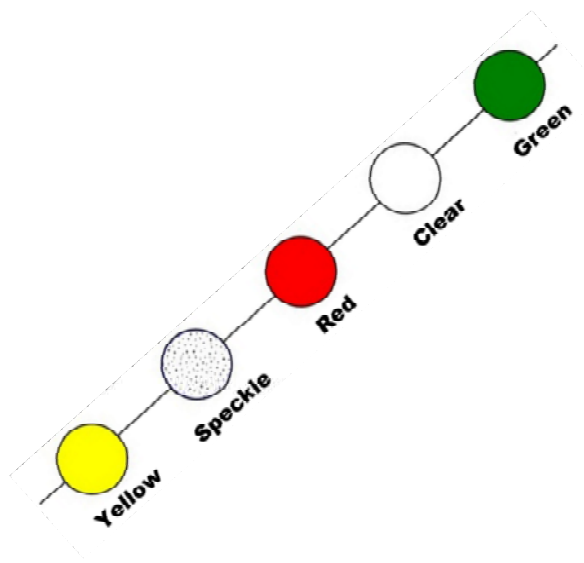


# EASTER OUTREACH PARTIES

## For Children in the Neighborhood

The following is a practical guide to assist your church in organizing an Easter outreach for children in your community to introduce them to Jesus. This is meant to be an aid, not a mandate for your ministry. Feel free to add, make changes, or delete material. These ideas can be used for any outreach during the year.



<https://www.cru.org/communities/innercity/bakersfield/outreach/easter-bags.html>

# TABLE OF CONTENTS

<b>1. -Purpose of the Easter Bag .....</b>	<b>Page 4</b>
<b>2. -Principles of Working with Children .....</b>	<b>Page 4</b>
<b>3. Job Assignments .....</b>	<b>Page 6</b>
Director, Prayer Coordinator, Administrator, Game Coordinator, Food Coordinator, Sharing the Gospel Coordinator, Music Coordinator, Follow-up Coordinator	
<b>4. Sample Schedules .....</b>	<b>Page 12</b>
Sample Schedule for 2 Hours Easter Outreach Party .....	Page 12
Sample Schedule if Using the Jesus Video .....	Page 13
<b>5. Welcome Activities .....</b>	<b>(Choose One)..... Page 14</b>
1. Celebration Shaker; the Butterfly Craft, and the Chick Craft .....	Page 14
2. The Chick Craft .....	Page 15
3. Jesus Arise .....	Page 16
4. Take Up Your Cross and Follow Me – Color Page.....	Page 18
5. Take Up Your Cross and Follow Me – Vocabulary Word Sheet.....	Page 19
6. Take Up Your Cross and Follow Me – Unscramble Words .....	Page 20
7. Take Up Your Cross and Follow Me – Maze.....	Page 21
8. Egg Mosaics .....	Page 22
9. Bird Nest Cupcakes .....	Page 22
10. Mixer Game .....	Page 23
11. Face Painting (no content)	
<b>6. Games .....</b>	<b>(choose a couple of games) ..... Page 24</b>
1. Plastic Egg Roll Race .....	Page 24
2. Egg Carried in a Spoon Race.....	Page 24
3. A Tricky Spoonful.....	Page 24
4. Burlap Sack Race .....	Page 24
5. Race Stepping on Egg Shaped Cardboard.....	Page 25
6. Tri-Hop-Athon.....	Page 25
7. Duck Walk Race.....	Page 25
8. Three Legged Race.....	Page 25
9. Across the Great Divide Game.....	Page 26
10. Rock, Paper, Scissors Tag .....	Page 26
11. Elbow Tag .....	Page 26
12. Memory Verse Practice .....	Page 27
13. Play “Hang Man” Game with Memory Verse .....	Page 27
14. Memory Verse Practice Game, Relay Race .....	Page 27
15. Hand motions to John 3:16 (from Awanas) .....	Page 29
16. Hand motions to John 3:16 (DVD from training) .....	Page 29
17. Hand motions and song to Matthew 22:37-39 (DVD from training)...	Page 30

## 6. Skits & Demonstrations (to introduce Gospel) .....Page 31

1. Trying to Bridge the Gulf.....Page 31
2. Trying to Mold Jesus Into What You Want .....Page 31
3. Crossing the Great Divide (skit).....Page 32
4. Sin Spoils.....Page 33
5. No Way Across.....Page 34
6. Empty Suitcase .....Page 35
7. Gospel Story Using Water and Bleach.....Page 36
8. Bunny and the Lamb .....Page 38
9. Paper Circles Evangelism Tool (CEF) .....Page 40
10. Wrong & Right Choices (trusting in Jesus for salvation).....Page 41

## 7. Methods of Sharing the Gospel.....Page 47

### A. Choose One of These Methods to Share the Gospel Message:

1. Resurrection Eggs.....Page 47
2. Good News Bracelet.....Page 51
3. Folded Paper Stories.....Page 54
  - Easter – Jesus and the 2 Criminals .....Page 55
  - Three Boys – Ticket to Heaven .....Page 57
4. Four Circles .....Page 59
5. The Four (symbols) .....Page 62
6. Jesus Video for Children .....Page 63
7. The Best Gift (CEF) <http://youtu.be/pLfFTLcx15U>.....Page 64
8. Evangecube® .....Page 67
8. 4 Keys 4 Kids (video & track) - <http://youtu.be/c58B3oQirfc>



### B. Example of the ABC Child Evangelism Good News Tract.....Page 69

### C. Crafts (to compliment the Gospel message)

- Good News Bracelets .....Page 51
- Folded Paper Stories.....Page 54
- Four Circles .....Page 59



## 8. Follow-up ideas.....Page 70

## 9. Appendix .....Page 71

- “Promise” Commitment Cards .....Page 72
- Jesus And Me Everyday.....Page 73
- Clarifying Questions to Check For Understanding.....Page 74
- Visual of the “Folded Paper” Gospel Message .....Page 77
- English & Spanish Beaded Bracelet Tract .....Page 78
- Large Colored Dots for the Beaded Bracelet Gospel Message .....Page 79-84
- Checklist of What to Bring to the Outreach .....Page 85
- Easter Outreach Event Worksheet/Job Assignments .....Page 86
- Easter Egg Extravaganza Community Survey .....Page 87
- How to Share the Gospel Using the Bible.....Page 88

(Bible verses from the New American Standard Bible)

## **PURPOSE OF EASTER OUTREACH PARTIES**

### **For Children in the Neighborhood**

The Purpose: To provide a simple, effective, fun way to be able to:

- connect with non-churched or unsaved children and their families.
- lead children to a personal relationship with Jesus Christ.

Why?

- Children are in the age group that is most receptive to the gospel.
- Of a group of 4 to 13 year olds, 32 out of every 100 will respond positively to a call to receive Christ. This number drops to only 4 out of 100 teenagers, and only comes up to 6 out of 100 adults. (Barna Research Group)
- Today only 20 percent of the children in America go to church. We need to reach out to the other 80 percent.
- Why not help these children prepare for eternity when they are young – with most of their lives still in front of them?

Prayerfully consider whom you will invite, the timing of your event, and when most children are available. (A suggestion: Easter Sunday is not the best day to do a separate outreach party, as there are too many other things going on.)

Primary age group for the outreach is 6 – 12 year olds (elementary school age children).

### **Principles of Working with Children**

**ABC's of working with children:**

- A: affirmation - children need to be praised and encouraged**
- B: boundaries – give clear boundaries/standards in the beginning of the event**
- C: consistency – be consistent in all that you do**
- D: discipline – system of rewards and consequences (encourage right behavior)**

**Considerations in presenting the Gospel to children:**

1. The younger the children the shorter the attention span.
2. Be organized/prepared in advance; have lots of activities; keep children occupied. If they have down time, then they are more likely to get into mischief.
3. Can present the Gospel to a large group of children; but it is better not to ask them to pray in a large group gathering
4. Assemble the children into small groups at the end of the presentation. This is to clarify the children's understanding of the presentation by asking them questions; it is in the small groups or one-on-one that you can ask a child if he or she is ready to place his/her trust in Jesus for salvation. If a child cannot give you the correct answers, then do not have the child pray to accept Jesus' forgiveness for his/her sins.
5. Speaking with children:
  - a. Eye level; good eye contact
  - b. Pleasant voice, normal level of speaking
  - c. Short, complete, simple sentences
  - d. Repetition: repeat what children say and make corrections
  - e. Recognize and accept feelings; then redirect them to a positive attitude or action, "I can tell you're bored. Here are two choices of things that you can do."
  - f. Accept ideas, praise and encourage: "I can tell that you have a lot of ideas. Good thinking." Focus on praising a child's positive behavior

- g. Use “how”, “what”, “why” and “when” questions. Avoid questions that can be answered with a “yes” and “no”
- h. Allow time for child to answer your questions and for individual time with children
- i. Develop a vocabulary for feeling words: i.e., happy can also be joyful, warm, friendly, pleased, excited, peaceful
- j. Avoid Symbolism. Use words that a child can understand.

## 6. Children are concrete thinkers.

- a. Symbolism or abstract terms can be easily misunderstood and confusing. Be sure to define words that are unclear to a child, using illustrations that they can relate too.
- b. Examples:
  - i. **Rescued or saved:** a fireman saves or rescues a person from a fire. God also saves us from something really bad, being separated from Him forever.
  - ii. **Sin** is when a person chooses to think, say or do things that are wrong. When he/she disobeys it makes God or people, such as parents and teachers, sad. It stops them from enjoying his/her company. Sin hurts relationships. Sin has put an invisible wall between the person who did wrong and God. Sin separates us from God who loves us.
  - iii. **Repent:** is to turn or stop from doing something wrong, and start doing what is right. Make a choice to stop disobeying one’s mother, and instead to start doing things that she asks. It is being sorry for the wrong thing that was done.
  - iv. **Pray:** talking to God; like talking on a cell phone. You don’t see the person, but God/the person on the other end hears everything that you say.
  - v. **Eternal life:** never ends, lasts forever. Living in God’s family is forever; being adopted into God’s family forever. A ruler has a beginning and an end. Life with God never ends.

## 7. Children’s thinking is limited.

- a. Children can easily repeat what they have heard adults say, giving correct answers, without understanding what it means. So the adult may think the child understands, when in fact the child is only repeating what was heard.
- b. Example: a child is asked, “How does a person become a member of God’s family?” Child responds, “By asking Jesus into your heart.” A young child has no idea how a man gets into a person’s heart. See clarifying questions in the appendix.

## 8. Children’s thinking depends on their first-hand experiences.

- a. Experiences related to their five senses help to gain understanding (hear, see, taste, touch, and smell). Look for ways to demonstrate an abstract concept using the senses.
- b. i.e., teaching about kindness – praise a child “Sue, giving your pencil to Mary is a kind thing to do.”
- c. i.e., teaching about trust – blind fold a child and ask that child to trust you by falling back into your arms. He is trusting you not to let them fall to the ground.
- d. i.e., teaching about following all of the directions correctly – Play a game with clear instructions that include rewards and consequences for obeying or disobeying (i.e., get points for obeying; lose points for disobeying); Make a dessert: add 1 cup of salt instead of 1 tsp.

## 9. Children need activities.

- a. A child’s mental development requires physical objects to manipulate.
- b. i.e., putting together a Good News Bracelet (or gospel related craft) and discussing the meaning of the color of the beads helps to reinforce understanding.

## 10. Three Ideas for Getting Children Quiet: (introduce & practice with children)

- a. Raise one hand in air, second hand over your mouth. Everyone does same.
- b. Clap your hands; say “If you hear this clap once.” “Clap 2 times.” “Clap 3 times.”
- c. Instruct quietly: “I will continue when all eyes are on me and everyone is quiet.”

# JOB ASSIGNMENTS

- **Director** (You may ask a friend to partner with you on this.)

- I. Primary responsibility – Plan and coordinate the Easter Bag Outreach.
- II. Recruit and orient Easter Bag Outreach Team Members (Easter Outreach Event Worksheet in Appendix)
- III. Inform Cru Inner City of the number of children who accepted Jesus as their Savior.

Work as a team supporting and encouraging each other in prayer, planning, preparation, interaction with children, and follow up. Delegate responsibilities.

(Below: list the names of the people you recruit to make up your team.)

- A. Prayer Coordinator \_\_\_\_\_
- B. Administrator \_\_\_\_\_
- C. Game Coordinator: \_\_\_\_\_
- D. Music Coordinator \_\_\_\_\_
- E. Food Coordinator \_\_\_\_\_
- F. Sharing the Gospel Coordinator \_\_\_\_\_
- G. Follow-Up Bible Club Coordinator \_\_\_\_\_

*Note: People who serve under the Easter Bag Team Coordinators may have two or more job assignments: such as a person who helps with the games (under the Game Coordinator) may also be a small group discussion leader (under the Sharing the Gospel Coordinator). He/she will help clarify the meaning of the gospel.*

Have at least ONE adult to every FIVE children. These people should attend the Outreach Training. Teenagers can be a great help. (Remember: It is important to do background checks and to make sure no adult is alone with a child.)

Determine the time, date, and location of the outreach. Location should have space for relay races, crafts, snacks, and a place to present the gospel. If you will be watching the “Jesus movie for Children”, electrical power, extension cord and a DVD player will be needed. The location could be at the church, a home, an apartment complex, or at a park. Outside is not a good place to show a movie.

**Arrival of Children:** Greet the children as they arrive. Introduce yourselves. Have the children put on nametags. Everyone should be wearing a nametag. Have “**welcome activities**” and maybe a snack to get the children involved while you are waiting for all of the children to arrive. (May have several welcome activities they can rotate too.)

**Ready to start, after the children have arrived:** Have the children sit down, **welcome the children, briefly explain the schedule of activities** during the Easter Party, **ending with getting Easter Bags at the closing**. Also, **explain and practice your standards of behavior:** i.e., when you want it to be quiet, the leader can place one hand over his/her mouth while raising his/her other hand in the air. All of the children and adults are to follow suit: cover their mouths and raise their hands. When everyone is quiet, the leader will begin.

- ❖ **Prayer Coordinator** – Christ is the one who draws children and who changes hearts. We need to seek Him first and throughout the preparation stages, event, and follow-up Bible studies/Bible Club.
  - Connect with each of the coordinators to get prayer requests.
  - Present prayer requests to church as a whole. Be sure to let the church know of answers to prayer.
  - Have a group of prayer warriors meeting weekly to pray for the outreach.
  - Prayer walk the neighborhood from which the children will be invited.
  - During the outreach, greet the children, and have people who will spend time during the outreach praying for the event and especially for the children’s hearts and minds to understand the Gospel and to accept the Lord as their Savior.

## Job Assignments continued:

### ❖ Administrator

- a. Invitation coordinator – Who will you invite? How and when will you invite them?
- b. Print materials for Outreach Party:
  - A brochure to put in the Easter Bags that gives the church name and important information about the church that you would want a newcomer to know.
  - Invitations or door hangers to invite children from the neighborhood.
  - Welcome activity, i.e., activity maze page, mixer game, face painting (choose one or two welcome activities)
  - Salvation cards “**Promise Cards**”. You will need to print your own. Make sure that either the Small Group Discussion Leaders have cards for their groups or place one card in each Easter bag. You will need pencils to fill out the cards too.
  - The assurance cards “**Jesus And Me Everyday**” cards (optional)
  - Memory verse on Avery Label’s #5160 (white address labels)  
(If you choose to use this game)
- c. Purchase nametags and markers
- d. Get pencils (one for each child) to use at Salvation time
- e. Get a bucket for a drawing.
- f. Purchase a prize to be given away at the drawing.
- g. **Collect “Promise” commitment cards at the END of the event, after the small group discussion leaders have finished filling out the cards.** Do not fill cards out and collect in the beginning.
- h. Place in the bucket at the end of the outreach for the drawing.
- i. After the drawing, give the “Promise” commitment cards to the Follow-up Coordinator to organize the cards according to those who need to be contacted from those who do not need to be contacted.
- j. **The Mailbox Club** offers free correspondence lessons from their website. This is free age-appropriate Bible lessons for Follow-up. At <https://www.mailboxclub.net> you can also register on-line. (These are good for children in your church too.)
- k. You can check online for the Child Evangelism Fellowship (CEF) closest to you for other resources.

### ❖ Game Coordinators

- a. Recruit 2 or 3 helpers to help you with the coordination.
- b. Recruit at least one adult to help with every 5 children. These people will help with crowd control, keep the games organized and flowing correctly, and to encourage the children.
- c. Choose which games you will use. Determine what materials are needed.
- d. Purchase materials several days in advance. (i.e., masking tape for a starting and finish line, pencils, markers, rewards – candy ...)
- e. Set up materials before the event is to start.
- f. Greet children when they come to your outreach location.
- g. Run the games. Choose to do two or three games.
  1. Large number of children: divide the younger children in one group; the older children in another group. Run two different games at the same time. Then switch groups to the opposite game, so both groups get to participate in both games.
  2. Smaller number of children: evenly mix the older children with the younger children, so the teams are fair.
- h. Small candies for rewards. Make sure every child gets a candy.
- i. Clean up the area at the end of the event.

## Job Assignments continued:

- ❖ **Music Coordinator** (You may not want to do this at all for the sake of time. The following are just suggestions.)
  - a. Have festive children's music playing in the background when the children arrive. Need music and a DVD player.
  - b. If you want to include music, the song(s) should be short, easy to learn and lively/fun with hand motions. i.e., "Jesus is the rock and He rolls my blues away." "The Jesus in me, loves the Jesus in you. So easy, so easy to do." DVD from training has a song for a memory verse.

The purpose is to bring the kids together in one group. Before the event, have the words printed in large print on a chart or white board for the children to read.
- ❖ **Food Coordinator** (ideas for food)
  - a. Suggestion: Prepare small bags of popcorn and a small cup of water for each child ahead of time. Serve snacks in the beginning when the child arrives.
  - b. Check with Games Coordinator: purchase candy to reward the children at the end of the games.
  - c. If you want, have cupcakes for each child. Children can decorate cupcakes as an activity.
  - d. Clean up at the end of the event.
  - e. Have trashcans available for the empty cups, bags, and candy wrappers.
- ❖ **Sharing the Gospel Coordinator (will need a speaker and small group leaders)**  
(Recruit & train people to be small group discussion leaders. One leader for every five children.)  
The speaker will give an evangelistic presentation to the whole group of children.
  - Begin by asking the children a question such as, "Why do we celebrate Easter?" Let a few children answer this question.
  - Then transition into the Gospel Message of your choosing.
  - a. **Choose which Gospel Message presentation that you will use.**
  - b. **Choose a skit that will work best with the Gospel message that you choose.**

**Two methods of sharing the Gospel:**

  - c. **Showing the movie "The Story of Jesus for Children" DVD;** 1<sup>st</sup>: Whole group watches the movie; 2<sup>nd</sup>: break into small groups for children to answer clarifying questions; 3<sup>rd</sup>: in small groups give each child an opportunity to place his or her faith in Jesus for salvation.
    - 1. Watch the video prior to the showing, so that you know what to expect or when you want to start the movie (if showing 2<sup>nd</sup> half of movie).
    - 2. Several days before the event, gather the equipment: (page 56) DVD, DVD player, extension cords, sound equipment.... Make sure all of the equipment works.
    - 3. Assign someone to turn off and on the lights when appropriate.
    - 4. Introduce the video by saying,
      - A. "What you are about to see is the true story of Jesus.
      - B. The children in the video are also actors, but their story is fictional - a story that might have happened when Jesus was on earth."
    - 5. At the end of the movie, turn the lights back on. Time to give the children an opportunity to pray by following the instructions below in the "What happens in a small group" section
  - d. **Verbal Gospel Presentation, using props**, to the whole group; then have children get into small discussion groups to answer clarifying questions; ending with giving each child an opportunity to place his or her faith in Jesus for salvation.
    - 1. Practice the presentation several times before giving it.
    - 2. Gather any needed supplies several days before the party. (The beads for the beaded bracelet will be in each child's Easter Bag. So you can take them out ahead of time to use after the large group presentation, when the children are in small groups.



3. Recruit enough small group leaders (one adult for every 2-5 children or one per each age group) Small group leaders need to be able to help children make the gospel craft while asking the children clarifying questions. They may use the 4 Keys 4 Kids tract. Have the leaders practice asking the clarifying questions in Appendix, page 65. **You want each child to explain what he or she understands about the gospel and his or her need for Jesus.** This is not the time for the small group leaders to do all of the talking.

❖ **Sharing the Gospel Coordinator: What happens in a Small Group:**

- e. Have a training/practice time with your Small Group Discussion Leaders:
  1. Children can be divided into groups according to their ages. Limit the number of children per group. Keep the groups small for better control and understanding. Can ask each child to answer questions in a small group. This is hard to do in a larger group. It is also good to have floaters: leaders not assigned to a group who can remove an undisciplined child from a group and ask that child questions one-to-one.
  2. **Make a gospel craft.** Small group leaders will instruct the children, in their small groups, in how to put together the craft that matches the talk. (i.e., beads & cord for Beaded Bracelet talk)
  3. **Clarifying Questions.** While making the craft, small group leaders are to ASK clarifying questions (on page 65, top of page). This is a time of quickly reviewing the message in a fun way (can adapt the questions from the appendix “Clarifying Questions” if that helps). **The children do the explaining; the leaders do the asking.** (Example: good news bracelets page 45)
  4. **Salvation opportunity** time following the craft:
    - a. If using the Good News Bracelet to share the gospel: after the bracelets are made and the children have stated what the colors mean, the leader will have a pretty good idea of which children understand the gospel.
      - i. Read the prayer out loud at the bottom of the card, so that the children know what it says.
      - ii. Ask if any of the children in your group would like to pray now and tell God what they believe.
      - iii. If a child does not understand, do not have him/her pray.
      - iv. Have the child(ren) bow their heads & close their eyes.
      - v. For each child who understands and is ready to receive Christ:
        1. Have the child say a prayer telling Jesus what he or she wants to say.
        2. Then have the child repeat the written prayer after you saying one phrase or sentence at a time
      - vi. Ask those who prayed the three clarifying questions for assurance (middle of page 66).
    - b. There is also a prayer on the Promise Card and 4 Keys 4 Kids tract that you can have the child repeat, if there is no card with the beaded bracelets or the craft that you are using.
  5. Hand out the “**Promise**” **commitment** cards and pencil, after message is through.
    - a. Have the small group leader fill out the cards or instruct the children in how to fill out the “Promise” cards. Make sure to indicate what the child’s response was to the Gospel.
    - b. Tear off the top section with the child’s information and checked box.
    - c. Use the top section of the cards for a drawing for a prize
    - d. Plan ahead: who will collect these cards for the drawing, the Sharing the Gospel Coordinator or the Administrator or the Follow-Up Bible Club coordinator?
    - e. Have the drawing for a prize.
    - f. Give the entire top half of the cards to the Follow-up Coordinator after the drawing.
    - g. Children keep the lower part of the card with a prayer on it.
  6. Handout the **Jesus And Me Everyday** cards to the children who prayed. (If you are using them)
  6. Make sure each child has **an Easter bag when they leave.**

By the end of the Easter Bag Outreach the children will have

- heard the message in a large group gathering,
- had a chance to review the message in a small group gathering (especially if they do a craft that goes with the message),
- followed by an opportunity to receive Christ through prayer.

❖ **Follow-up Coordinator** may work closely with the administrator:

- a. Gather the “Promise” commitment cards that were turned in. If not already separated, separate the cards between new believers and those who want to learn more from the ones who are not interested.
- b. **Initial Follow-up** is the part of **helping new believers to grow spiritually in becoming like Jesus.** Spiritually they are newborn babies. What curriculum will be used to guide these babies into the next stage of maturity, the child stage? What is the plan to meet with the children? The goal in spiritual maturity is to help these new believers personally grow strong and, in the process, to learn how to love and to disciple others. (The Great Commandment Mt 22:37-39 and the Great Commission Mt.28:18-20).
- c. Follow-up ideas for the children who want more information:
  - See section below on where to get Follow-up Resources.
  - Visit the children’s homes,
  - Introduce self to parent(s); can use the “Community Survey” (page 79 in appendix)
  - Give child(ren) flyers to take home inviting them to a Bible study/club to get to know this new best friend, Jesus, better. Could be a 4-6 week Bible Club depending on curriculum.
  - Explain the Child Evangelism “The MailBox Club” starter lessons. If they want to join CEF Mailbox Club: you can help the child do the first lesson; after it is mailed back to CEF; a new lesson will be sent to the child. Rewards are given for several completed lesson series, i.e., a Bible. There may be a starter lesson in each Easter Bag.
  - See if they need a Bible. If not, see appendix for options in getting a Bible.
  - **Begin Follow-up Bible study with them by asking Clarifying Questions** (at the bottom of page 65) to see if child understands. If need be, go over the gospel again. Clarifying Questions are in the appendix.

❖ **Follow-up materials for the children who want more information:** (also listed on page 61)

- a. “Mailbox Club” correspondence course. (Free age-appropriate Bible lessons.) Web site: <https://www.mailboxclub.net>. Or Call 229-244-6812 and request free correspondence lessons be sent to the child.

You will need to know the child’s name, age, parents’ names and mailing address, so the child gets the age-appropriate lessons. Each time a child completes a lesson and returns the last page of the booklet, a new lesson will be mailed to the child.

- b. Order Bibles for free from “Bibles for Children Inc.”

The purpose of “Bibles for Children Inc.” is to place free Bibles in the hands and homes of:

- unchurched children
- who do not have Bibles, but want a copy of God’s Word.
- You are to ask if the child has a Bible. If the answer is “**NO**”, then ask if the child would like a Bible? If the answer is “**YES**” then order a free Bible(s) for the child.
- Call: (607) 334-1926
- Write to: Bibles for Children Inc., 771 County Road 4, Oxford, NY 13830

- c. Free follow-up materials [www.jesusforchildren.org](http://www.jesusforchildren.org) The Story of Jesus for Children.  
Go to <https://www.cru.org/content/dam/cru/communities/inner-city/Following-Jesus-Teacher-Mentor-Complete-Guide.pdf>
- d. Teenagers: Youth for Christ; training and materials, Bible Club
- e. Invite the family to church or see if there is any way that the church can help the family. For a family who is not used to going to church, one Pastor said that he tries to do 3 or 4 nice things to help a family before inviting them to church. Are there things that you can be praying about for the family? If the family is not interested in going to church, ask if they would be interested in having a Bible study in their home? <https://www.cru.org/communities/innercity/bakersfield/discipleship/resources.html> for free Bible study material. “Who is Jesus?”, “New Life in Christ”, “Know God Personally” ...
- f. Does the child or family need someone to drive them to church?

## SAMPLE SCHEDULE: TWO HOUR EASTER OUTREACH PARTY

(Not to be used with the Jesus video showing)

30 minutes

- Individually greet children as they arrive
- Fill out name tags
- Snack
- Have the children work on “Welcome Activities”
- Move on to the next activity when you feel that all the children who are coming are in attendance.

5 minutes

- Children seated and quiet
- Welcome all the children, introduce yourself & team, explain the schedule, behavior standards (practice with the children: using your method for getting the whole group or individual’s quiet) ...

30 minutes

Games

55 minutes

- Have children sitting in one location
- Skit (to get the group refocused and quiet)
- Gospel Message given to the entire group
- Seek Understanding by dividing children into Small Groups: At the end of the Gospel message, organize children into small groups by age or one adult to a few children. Keep groups small. In the small group:
- Children will make a Gospel craft based on the message;
  - ask children to explain the significance of the craft. (Optional depending on gospel message)
  - **Ask clarifying questions** from appendix, page 65. **The children are explaining what they understand. Give each child an opportunity to answer the clarifying questions.**
- Review the prayer (either from the Promise Card, Good News Beaded Bracelet card or perhaps the Child Evangelism Card or Gospel tract)
- Give the child(ren) an opportunity to pray (do not force a child to pray who does not seem to be paying attention or understand). First: can ask the child what he or she wants to say to Jesus and then let the child say his or her own prayer. Second: have the child repeat the prayer on one of the cards or tract line by line with their leader.
- Fill out the “Promise” Commitment cards and turn in the top half. The child keeps the lower half
- Have a drawing for a prize with the top half of the commitment cards that were turned in.
- The turned in part of the Promise commitment cards should then be given to the person in charge of doing follow-up/visitation with the children and their parents and for organizing Bible studies/Club.
- Hand out “**Jesus And Me Everyday**” cards to the children who accepted the Lord.
- **Hand out Easter bags**, if you have not already done so
- Thank the children for coming.

End of Easter Bag party.

## Sample Schedule:—Using “The Story of Jesus for Children” video

Sample Schedule: 2:00 – 4:30 P.M. (Pick a time that works best for you.)

2:00 – 2:10

- Greet children as they arrive. Have children get nametags.
- Have a welcome activity for the children to get involved in as they show up, before the main outreach party has started.

2:10 – 2:20

Have children sit down. Give the person a prize who got the most squares answered if you did the mixer game. Welcome children, introduce yourself, and briefly explain schedule & behavior standards...

2:20-2:50

Have game coordinators organize the children into teams. Play two games. (10 minutes/game)

2:50-3:00

- Have children sit where the movie will be shown. Give candy to those who played the games. (If outdoors, sun can make the screen difficult to see. Before the outreach, test best location to see the screen.) It is better to show the movie indoors for better control of lights and distractions.
- Give popcorn and water.
- Give introduction to the movie.

3:00-3:30

- First half of movie: ends after dinner at Zacchaeus’s house
- Or just show the end of the movie.

3:30-3:40

Stand up break: Quick action game: i.e., play “Simon Says”, sing one song, bathroom for those who need it.

3:40-4:15

Finish the second half of movie.

4:15-4:25

- Organize children into small groups or one-on-one (adult to child). Ask Review Questions for the Jesus video.
- Give the child(ren) an opportunity to pray.
- Fill out the “Promise” Commitment cards and turn them in.
- Have a drawing with the top half of the Promise commitment cards that were turned in.
- Give out the “**Jesus And Me Everyday**” cards to children who accepted Jesus as their Savior.
- Give out the Easter bags
- At the end of the party make sure all of the Promise commitment cards are turned into the Follow-up coordinator. (Follow-up Coordinators organize Bible studies or Bible Clubs to help new believers to grow spiritually.)

4:30 Leave. Be sure to have a flyer about your church included in what the children take home.

Free follow-up curriculum to use for six weeks following the video. See appendix page 61.

# WELCOME ACTIVITIES

## Celebration Shaker



### What you need:

A paper plate, filling: plastic beads, un-popped corn or dried beans, multiple bright colors of curling ribbon, crayons or markers, scissors, and a stapler.

### What you do:

Color the back of the paper plate with designs and colors that express joy and celebration. Fold in half. Cut 4-6 strands of different colors of curling ribbon, each strand at least two feet in length. Knot the ribbon strands together at one end. Staple the knot to the inside of the paper plate at one of the corner folds. Staple the plate two-thirds shut, making sure the staples are side by side along the edge of the plate (this will keep the filling from falling out). Put two small hands full of filling into the paper plate. Finish stapling shut.

Hold your Celebration Shaker on the opposite side of the ribbons to use as a maraca during song time and for waving the ribbons above your head as you sing praises to Jesus!

**Tell your friends about this craft. Invite them to visit [www.ChristianCrafters.Com!](http://www.ChristianCrafters.Com!)**

## Easter Crafts: Butterfly and a Chick (for young children)


### Butterfly:

1. Supplies
  - wood clothes pin, markers, coffee filters
  - (additional optional supplies are craft yarn balls or plastic eyes & glue)
2. Instructions for turning a caterpillar into a butterfly (have one made for a child to see)
  - either color the back side of the clothes pin black leaving two spots unmarked for eyes at one end or glue the craft yarn balls to the back of the wood clothes pin and add the eyes to one end
  - color one coffee filter using multiple markers, (allow the child to color the coffee filter anyway the child prefers)
  - fan fold the coffee filter
  - fold the coffee filter in half, to find the middle
  - put the coffee filter in the cloths pin for the wings of the butterfly


### Chick:

1. Supplies:
    - Book or Photos from the internet of process of chicks being hatched:
      - Hatching Pictures by The Easy Chicken for beginners
      - Hatching Photos – Lancaster County 4-H Embryology
    - Handout with the circles and 2 Cor. 5:17 verse
    - Glue sticks, yellow Easter grass, markers or crayons
  2. Instructions for the chick craft
    - Have the child put glue on the two circles
    - Have the child place some of the yellow Easter grass on the glue inside the circles.
    - Press the yellow grass in place.
    - Have the child color the Easter eggs on the handout.
- \* The handout of the chick was made by James Ekberg, a second grader in Bakersfield, CA 2008

When I was in the egg,  
it was like being stuck in  
sin. I asked Jesus into  
my life, and now I am a  
new creation!



"If anyone is in Christ, he is a  
new creation; the old has gone,  
the new has come!"  
2 Corinthians 5:17



# Jesus Arise!

by Christine Cahill

2 PAGES OF CONTENT This is good to do, if you are using the Folded Paper gospel presentation about Jesus and the two criminals.

Make a copy of the drawings for each child. (**Click here to get the clip art drawings: Empty Tomb, AND Risen Jesus. You will need to hit your back browser to return.**)

Cut the Empty Tomb to fit around a small Styrofoam cup, let the children color it. Glue it around the cup.

Cut out the Risen Jesus

Cut a small slit in the bottom of the cup, small enough to fit a popsicle stick through. Put the stick up through the cut. Glue Jesus to the top of the stick. Glue a small piece of cotton at the bottom of his feet.

As the stick goes up and down, Jesus arises from the tomb!

© 2000 Christine Cahill (The drawings that Christine used for her craft idea are copyright free.)


Page one of Jesus Arise





Welcome Activities continued:

Page 2 of Jesus Arise; this tomb gets wrapped around a Styrofoam cup.



Welcome Activities continued:



"If anyone would come after me, he must deny himself  
and take up his cross and follow me."

Mark 8:34b (Sermons4Kids.com)

## Take Up Your Cross and Follow Jesus

### Mark 8:31-38



M R S S T I P B T C S L P F M  
E K X E W H O E V E R V P S I  
J D D K Y B N H B B U O E O C  
R J T B X Q J I J W K L W L R  
F I G A I N C N H Z P K G D O  
Y W H Z O U H D M I W D C W S  
R E B U K E D I C T S O U L S  
F S J V P H B S M Z P A G M F  
O Y U S J X I K P S T Z V J V  
L O A F A D D T I E E A P E C  
L O S E F T J D E L T L B Q D  
O H V A B E A E O A L E F V U  
W T T A G L R N Q N C E R K E  
D F Z L I F E Y W G R H D M Z  
H L Q R E J E C T E D K N K A



teach	rebuked	deny	save
suffer	behind	himself	life
rejected	Satan	cross	lose
killed	crowd	follow	gain
Peter	disciples	whoever	soul

### Bible Verse

"If anyone would come after me, he must deny himself  
and take up his cross and follow me."

Mark 8:34b

Puzzle created with [Vocabulary Worksheet Factory](https://www.vocabularyworksheets.com/)

[Sermons4Kids.com](https://www.sermons4kids.com/)

Welcome Activities continued:

# Take Up Your Cross and Follow Jesus!

Mark 8:31-38



"If anyone would come after me, he must deny himself and take up his cross and follow me."  
Mark 8:34b

CWODR

--	--	--	--	--

1 2

SLEO

--	--	--	--

4

SEAV

--	--	--	--

5

OSLU

--	--	--	--

3

--	--	--	--	--

1 2 3 4 5


crowd, lose, save, soul

[www.sermons4kids.com](http://www.sermons4kids.com)

Welcome Activities continued:

# Take up your cross and follow Jesus!

Can you find the path to Jesus?



"If anyone would come after me, he must deny himself  
and take up his cross and follow me."  
Mark 8:34b

Puzzle created with [Discovery School Puzzle maker](https://www.discovery.school/puzzle-maker) [Sermons4Kids.com](https://www.sermons4kids.com)

## **Welcome Activities continued:**

### **CRAFT IDEA - EGG MOSAICS**

Preparation:

- Create a Sample in Advance!

- In advance create cardboard egg shapes for each child. Prepare multiple colored 2" square tissue pieces. Placing a handful in a baggie works really well!

- Prepare dishes of ½ water and ½ school glue mixtures. Having water color paint brushes really helps with this craft. Have the children write their names on one side of their egg! Have them decorate their cardboard eggs by painting the cardboard with the glue mixture and placing the different colored tissue paper in an over-lapping fashion.

This should dry quickly enough for the children to take home! Very Pretty!

### **SNACK IDEA - Bird Nest Cupcakes**

**Can totally prepare this a head of time or partially prepare and use as a craft to decorate.**

Bake and frost cupcakes. Top with a circle of toasted coconut. Place a cluster of jellybeans in the center for eggs. To toast the Coconut: Spread coconut flakes in a thin layer on a baking sheet and toast in 350-degree oven for 7-9 minutes until golden brown.

Watch closely, as coconut can burn quickly.

Can prepare cupcakes a head of time and let the children decorate their cupcakes with the jelly beans and toasted coconut (if they like coconut).

## Welcome Activities continued:

### MIXER GAME

**Need:** copy for each child. Need a pencil for each child.

**Children** are to mingle.

**Goal:** to see who can get another child's name in each block before time is called. Try to get a different child's name in each block.

<b>Who has a dog?</b>	<b>Who has an older sister?</b>	<b>Who has seen a movie about Jesus?</b>
<b>Who has a pet rabbit?</b>	<b>Who can stand on their head?</b>	<b>Who can speak another language?</b>
<b>Who has a cat?</b>	<b>Who plays soccer?</b>	<b>Who has a grandmother who lives with them?</b>
<b>Who is the youngest person here?</b>	<b>Who can do two cartwheels in a row?</b>	<b>Who went to church last week?</b>

## GAMES

### Relay Races:

#### 1. Plastic egg roll race

- Need: 2 plastic eggs, (or real eggs), 4 newspapers rolled up length wise and taped, and masking tape for the lines
- Create two teams. Divide each team in half and have each half stand at opposite ends of a room or playing field. Place four short pieces of masking tape on the ground to mark where each start line is, for the students to line up behind.
- There can be two long pieces of masking tape, to make a straight line, joining the starting lines for each team.
- The person in front of each team is given a taped, rolled up newspaper. This is used to push an egg down the long masking tape line, from one starting line to the other half of your team's starting line. The child is to keep the egg on the masking tape as much as possible. The team member on the other end will return the egg to the first side. Etc.... First team to finish wins.

XXXXX      X→egg      XXXXX  
YYYYY      Y→egg      YYYYY

#### 2. Egg carried in a spoon race (jelly beans or cotton balls can also be used in place of eggs)

- Need: 2 plastic or hard-boiled eggs and 2 spoons: One egg and one spoon for each team. (Have extras in case of breakage.)
- Create two teams. Divide each team in half and have each half stand at opposite ends of a room or playing field. Give the first child in each starting line a spoon and a hard-boiled or plastic egg. Start the relay. The child at the front of his/her line is to cross over to his/her team on the opposite side, carrying an egg in a spoon. That person in the opposite line then takes the spoon with the egg and carries it back to the first line. Team to finish first with everyone carrying the egg wins.

#### 3. A Tricky Spoonful

- Same directions as the above race, egg carried in a spoon, with an addition:
- As the children are passing to the opposite side the game coordinator is to shout out, "spin" or "walk like a duck". The children then have to perform this action while crossing to the other side. Switch actions as much as you like during the play.
- You can make up more actions steps to shout out, especially if there are older children playing this game.

#### 4. Burlap sack bag race (or use old pillow cases)

Need:

2 burlap bags (have an extra bag in case one rips); 4 markers for starting lines. Create two teams. Divide each team in half and have each half stand at opposite ends of a room or playing field. Child puts both feet in a burlap bag, hops down to opposite line. Child gives the burlap bag to person in front of that line. He/she hops back to first line. Winning team: everyone on a team finishes the race before the other team completes the race.



## **Games continued:**

### **5. Race stepping on egg-shaped cardboard**

- a. Need: 4 egg shaped pieces of cardboard, larger than a child's foot, so the children can step on them.
- b. Two egg shaped pieces of cardboard per team. Need 2 markers so the teams know how far to race, before returning to their starting line.
- c. Two teams. Children are to line up behind the first person on their team. Children work in pairs. The first two children on a team start out. One child starts out by only walking on the cardboard egg shape. The second child's job is to rotate the egg shapes, moving them forward, so that the first child has something to walk on. When those two get to a marker at the opposite side, they exchange positions and hurry back to their original line. Then the next two children in line start off.
- d. Winning team: the first team to have everyone complete the race.

### **6. Tri-hop-athon**

- a. Need: 3 markers; two teams
- b. Choose three landmarks or markers to race to in the building or outside.
- c. Have teams line up, standing in a row behind the first person at their start line.
- d. Start the contest. The first players must hop on one foot to the second marker, skip from there to the third marker, and then jump all the way back on two feet to tag the next teammate in line at the first marker. The first team whose members have all completed the course wins.

### **7. Duck Walk Race**

- a. Need: 2 markers for a finish line; two teams
- b. Have teams line up, standing in a row behind the first person at their start line. To begin, the first children in line must squat down and grasp their ankles with each hand. On the word "go" they waddle to a designated finish line. They can't let go of their ankles or they are disqualified. When they cross the finish line and stand up, then the next person at the starting line can start waddling to the finish line. First team with everyone over the finish line wins.

### **8. Three-Legged Race**

- a. Need: bandanna for each team; two teams, whistle or the game coordinator to say "Go" No field day is complete without this classic race. But don't let the simple rules fool you; sharing a leg is no mean feat. HOW TO PLAY: 1. Divide players into teams of two (matching an adult with a child keeps things fair and interesting). Using a bandanna, each pair ties one partner's right ankle to the other's left ankle. 2. When the whistle blows, all of the pairs, assembled side by side at the starting line, race to the finish line. The first team to cross the finish line wins.

## **Games continued:**

### **9. Across The Great Divide Game** (different than the skit mentioned later in the manual)

- a. Need: markers to indicate start and ending line.
- b. The leader will divide the group into teams of six or less. Team members must stand side by side and touch their feet together so they are connected. Group members on each end will only have one foot connected. The entire group must get across a certain area without breaking contact with their feet. If the participant's feet come apart, they must start over. Do not allow participants to tie shoelaces together, the laces may break and become a hazard.

### **10. Rock, Paper, Scissors Tag**

- a. Need: markers or masking tape for a center line and end lines
- b. Remember facing down a pal and chanting "Rock, paper, scissors, shoot!"? For example: You'd throw out your closed fist (rock), while your friend countered with two splayed fingers (scissors). "Rock breaks scissors!" you'd taunt. "I win!" Here, we've simply taken this old favorite and added running. The result, well, rocks.

#### **HOW TO PLAY:**

1. Make 1 centerline and 2 back lines at the ends of a yard or field (leave space past these back lines so those running full tilt have room to stop).
2. Make 2 teams. Each team then huddles at opposite ends of the field and chooses which hand signal to throw. (In case you've forgotten: rock breaks scissors, scissors cuts paper, paper covers rock.)
3. Have the teams gather at the centerline, fanning out nose-to-nose.
4. Together (and with gusto), all chant: "Rock, paper, scissors, shoot!" On "shoot," players quickly throw their pre-chosen selection.
5. The team that loses the shoot must race for the safety of its own back line, trying to avoid being tagged by the winning team.
6. Any player who gets tagged must defect to the other side. If both teams throw the same shoot, all must quickly sit down. The last one to hit the ground switches teams.

### **11. Elbow Tag**

- a. Need: large area to play
- b. The quirky rules for this fast-moving version of tag allow players to participate or "grab an elbow" to catch their breath.

#### **HOW TO PLAY:**

1. Divide the group into pairs. Have partner's link elbows and stand in a very large circle, leaving at least 10 feet between each pair, or the pairs can be staggered throughout the field. Now designate one player as "It"--call him Greg--and choose another player, Ann, as the one being pursued. If Greg can tag Ann, she becomes "It." However, if Ann wants to escape (and take a rest from running), she simply runs toward one of the standing couples and links elbows with one of the pair to make a threesome.
2. In this game, two is company but three is a crowd: When Ann latches on, the one member of the pair whose arm she did not take must break away at top speed. This player instantly becomes new prey for "It"--until he dashes to yet another pair for safety. The confusing transitions can provide a break for weary runners and give even a slow-moving "It" a chance to catch Ann.

**Other ideas: musical chairs, egg toss or water balloon toss, tug-a-war, pass water in a cup relay**

## Games continued:

### 12. Memory Verse Practice

- a. Needed: a large white board, white board marker and eraser
- b. The children sitting quietly near a white board. Have the memory verse (John 3:16) printed out in large letters on a white board. Erase one or two words at a time and review the verse. Keep erasing words and reviewing until you feel like the children can say the whole verse. Then ask if there are any brave souls that want to stand up and say the whole verse by themselves.

John 3:16

<sup>16</sup>“For God so loved the world that he gave his one and only Son,  
that whoever believes in him shall not perish (die) but have eternal life.

13. Play “Hang Man” game with a memory verse: make a drawing on a white board of an Easter basket filled with eggs. The goal is to be able to have the verse written out correctly before all of the eggs are filled. Each incorrect word or letter is written inside of an egg. Two teams lined up. The first two members from each team come to the front and take turns trying to say the correct word in the beginning of the verse. They return and the next two people in line go to the front and guess the next word in the verse. The game continues until the verse is written correctly on the white board.

### 14. Memory Verse game, relay race

- a. Need: two sets of index cards, different color for each set. 2 tables, starting point markers
- b. Two teams; each team lined up behind the first person at the starting point.
- c. At two different areas, either on two tables or on the floor, have a set of index cards (stacked, but scrambled so they are not in order). Each card will have a phrase or word on it that corresponds to the memory verse. All the cards are turned right side up. The person in the front of each line runs down, picks up a card, and tries to put it in the place where it belongs in the sentence. Then they run back to the back of their line. The new person in the front of the line then runs to the cards and repeats the pattern. The team to finish first and have the cards in the correct order wins.

John 3:16 words to print for the memory relay race are on the following page: You need Avery Label's # 5160 (white address labels). Then place labels on index cards. Preferably each team shall have a different color of index cards.

**JOHN 3:16**

**FOR GOD**

**SO LOVED**

**THE WORLD**

**THAT HE**

**GAVE HIS**

**ONE AND**

**ONLY SON,**

**THAT WHOEVER**

**BELIEVES IN**

**HIM SHALL**

**NOT PERISH,**

**BUT HAVE**

**ETERNAL**

**LIFE**

**JOHN 3:16**

**FOR GOD**

**SO LOVED**

**THE WORLD**

**THAT HE**

**GAVE HIS**

**ONE AND**

**ONLY SON,**

**THAT WHOEVER**

**BELIEVES IN**

**HIM SHALL**

**NOT PERISH,**

**BUT HAVE**

**ETERNAL**

**LIFE**

## 15. Hand motions for John 3:16 from Awanas

### John 3:16

**This is our key verse for Sparks.**

*For God so loved the world He gave His one and only Son that whoever believes in Him shall not perish, but have everlasting life. John 3:16 (NIV)*

---

Children may learn it in the King James, New King James Version, or the New International Version.

**Here are hand motions to help Sparks remember the verse.**

For God	Point up to God
so loved	Cross your hands over your heart
the world	Make a circle with your hands over your head
He gave	Cup your hands and hold them out like you are giving something to someone in front of you
His one and only Son	Hold up a finger for one
that whoever believes	Sweep your hand around to indicate the whole group
in Him	Place your hand on your forehead
shall not	Point up to God
Perish (die)	Shake your head "no" and wave your index finger
but have everlasting life	Throw your hand down and to the side
	Stretch your arms as far from your body as possible

Awana® and the Awana logo are trademarks of [Awana Clubs International](http://AwanaClubsInternational.com). Used by permission. The clip art comes from there too.

## 16. Hand Motions for John 3:16 (on Easter Bag Outreach Training DVD) (website: John 3:16 motion video #2, Today's Christian Videos.flv)

additional website: <https://www.youtube.com/watch?v=oTK22QAk0n0>

**17. Mt. 22:37, 39 Verses placed on the DVD with hand motions and/or songs.**

(from website: Today's Christian Videos.flv )

**Memory verse hand motions for Matthew 22:37-39** (Kid Zone August Memory Verse Mt 22: 37-39)

**Words:**

**Hand motions**

<b>Love</b>	<b>Use both arms to cross your chest</b>
<b>The Lord</b>	<b>Right hand move from left shoulder to right hip</b>
<b>Your God</b>	<b>Point up</b>
<b>With all of your heart</b>	<b>Use both hands to draw a large heart on your chest</b>
<b>Soul and</b>	<b>Lift foot; Point to your shoe</b>
<b>mind</b>	<b>Point to your head</b>
<b>This is the first</b>	<b>Hold up one finger</b>
<b>And greatest commandment.</b>	<b>Flex both arms</b>
<b>And the second is like it,</b>	<b>Hold up two fingers</b>
<b>Love your neighbor as yourself</b>	<b>Hug someone near you</b>

**Song: Love the Lord your God for Matthew 22:37** (Love the Lord – Today's Christian video.flv Mt 22:37-39)

<b>Love</b>	<b>Use both arms to cross your chest</b>
<b>The Lord your God</b>	<b>Point up with both hands</b>
<b>With all your heart</b>	<b>Use both hands to draw a large heart on your chest</b>
<b>With all your soul</b>	<b>Lift foot; Point to your shoe with both hands</b>
<b>With all you mind</b>	<b>Point to your head with both hands</b>
<b>And with all your strength</b>	<b>Flex both arms</b>
<b>With all your heart</b>	<b>Use both hands to draw a large heart on your chest</b>
<b>With all your soul</b>	<b>Lift foot; Point to your shoe with both hands</b>
<b>With all you mind</b>	<b>Point to your head with both hands</b>
<b>With all your strength</b>	<b>Flex both arms</b>
<b>I will serve</b>	<b>Point to self with both hands</b>
<b>The Lord</b>	<b>Point up with both hands</b>
<b>With all my heart</b>	<b>Use both hands to draw a large heart on your chest</b>
<b>With all my soul</b>	<b>Lift foot; Point to your shoe with both hands</b>
<b>With all my mind</b>	<b>Point to your head with both hands</b>
<b>And with all my strength</b>	<b>Flex both arms</b>
<b>With all my heart</b>	<b>Use both hands to draw a large heart on your chest</b>
<b>With all my soul</b>	<b>Lift foot; Point to your shoe with both hands</b>
<b>With all my mind</b>	<b>Point to your head with both hands</b>
<b>With all my strength</b>	<b>Flex both arms</b>
<b>Repeat</b>	<b>Repeat</b>

# Skits & Demonstrations (to introduce Gospel)

Purpose of Skits: to transition from the games to the gospel message; helps to get the children's focus on a quieter activity

## Trying to Bridge the Gulf

(Main point: We cannot be good enough to get to heaven on our own; we ask/trust Jesus to get us there.)

- Have a large section marked off with masking tape at both ends – to make a separation/gulf.
- Need five actors.
- Need something to use for a bridge, such as a roll of paper towels. (Will use with the last child.)
- Jesus is on one side of the gulf.
- Actors take turns trying to get over the gulf, starting at the opposite side that Jesus is at. The goal is to try and reach Jesus. One is on an imaginary motorcycle, one is on a horse, one tries running and jumping. All fail and fall into the gulf.
- The last person walks up to the gulf. He studies the distance between himself and Jesus. This actor holds out his hand to Jesus.
- Jesus says, "Well done." And then Jesus lays a bridge for the child to cross.

## Clarifying Questions for Trying to Bridge the Gulf

1. Were any of the students good enough to get to Jesus and heaven on their own?
2. What are things that people do, to try to be good enough to get to heaven?
3. What is the only way they could get to heaven?
4. None of us are good enough to get to heaven on our own. We all need to make that choice of trusting in Jesus as our Savior so that we can be in heaven with Him someday.

## Trying To Mold Jesus Into What You Want

(Main point: In order to have a relationship with Jesus, we have to do it His way, accept what Jesus did on the cross for us. He is available and loves us, but He will not become like us in our actions.)

- Jesus stands in one position with His arms stretched out, like He is on a cross.
- People (one by one) come up to Jesus and try to reshape Jesus into their image of what is cool. One actor is acting like he is smoking and tries to get Jesus to smoke.
- Another actor is counting his money, fans it in front of Jesus and tries to get Jesus to take some of his money. The third actor acts real proud, boastful, showing off his muscles, trying to get Jesus to come and lift weights with him. (You can come up with your own actions that you think would relate to the children.)
- The first actor puts down his cigarette, looks at Jesus, and then stands beside Jesus as if he is on a cross too. Then all of the students follow what the first actor did.

## Clarifying Questions for Trying to Mold Jesus into What You Want

1. What did the people want Jesus to do? (People try to make Jesus into what they want, "I can do it my way.")
2. Whose way do we need to obey, if we want to be in God's forever family?  
Jesus says, "I am the way, the truth and the life. No one comes to the Father except through Me." John 14:6. The only way to be in God's family is through Jesus. Then we can get to heaven. He became human, not to adopt our ways; but to show us how we can have the joy of being adopted into His family.

## Skits & Demonstrations continued:

### Crossing The Great Divide Skit.....experientially presenting The Gospel

If you have a large group of children, ask for 2 or 3 volunteers to come up and be the participants. If you have a small group of children and have the time, then let each child take a turn in trying to cross the great divide.

Materials: newspaper cut into various sizes ranging from a whole page to small scraps that are too small for a child's foot to totally fit on, enough to cover the area you will use for the activity below; a treasure box containing enough white stones (Revelation 2:17b) for each child; one or more rolls of paper towels.

1. If possible, prepare the activity area ahead of time. Lay out papers on the floor. Place them so it would be impossible for the kids to get from where they are to where Jesus is without touching the floor. The side on which the kids begin should have large pieces of paper close together, making it easy for them to start moving across. But as they get to the middle and closer to Jesus' side, the pieces get smaller and further apart. It should **APPEAR** to be possible, but it **must BE IMPOSSIBLE** to accomplish. Have the children all line up on one side of the room against the wall. One child should try to come across at a time.
2. Tell the children they are to try and get from where they are to where Jesus is without touching the floor at all. Make sure it's impossible. If someone makes it across, the activity will lose its significance. One Rule: they are not to walk on or touch the floor at all. They can only step on the paper. If any part of their feet touches the floor, they die at that spot. It only takes one little sin to separate us from God. ☺ Leaders need to watch carefully to see when a child's foot touches the floor.
  - The person playing the part of Jesus holds the treasure box in his/her hands – it represents what the children are trying to reach. Call out encouraging words to each child as she/he attempts to cross over to Jesus. When the child touches the floor, he/she is dead. The child must fall where he/she touched the floor.
  - Have them come across one at a time. They can try to learn from one another, but the “dead bodies” will add to the difficulty. They can't touch the “bodies” either.
  - When everyone has had a chance, Jesus lays down a strip of paper towels from his side to each individual child.
  - Jesus, walking on the paper towels, approaches one child at a time and says, “I do not want you to be dead. I have come to save you. All you have to do is accept my help. Will you accept my help?”
  - If the child says, “Yes,” have him stand up on the towels and follow Jesus back to His side to get a treasure. Give a white stone to each child who reaches the treasure box, and tell him that God has a special name waiting for him. *(Rev.2:17b. I will also give him a white stone with a new name written on it known only to him who receives it.)*
  - If a child says he does not want your help, “pass sentence” and declare he does not reach the treasure. Leave him where he is and go to another child.

### Clarifying Questions for Crossing The Great Divide

1. Were any of the students good enough to walk only on the paper?
2. All of the students ended up having the same problem. What was that problem? (They all touched the floor/all broke the one rule that they were given – don't touch the floor/ they all sinned). The Bible says that we have all sinned (thought, said or done things that were wrong). We all have a problem.
3. What was the only way that they could get to heaven? (Jesus is the only way. We all need to make that choice of trusting in Jesus. Only He can save us from our sins.)



## Skits & Demonstrations continued:

# Sin Spoils

by Mike

***A little bit of mold can ruin a sandwich.  
Likewise, without Jesus, even a little bit of sin can keep us out of heaven.***

### Materials:

1 Piece of good bread  
1 Piece of moldy bread  
A few paper napkins



### Topics:

Forgiveness, Salvation, Sin

### Duration:

Approximately 8 minutes

### Target Age:

Grades 1 2 3 4 5 6

### Preparation:

Leave a few pieces of bread out, so that mold will grow on the surface of the bread.

### What you will do:

You will pretend to make a sandwich using a piece of bread that is moldy, to demonstrate how even a little bit of mold can ruin a good sandwich. Compare this to how even a little bit of sin, without Jesus can keep us from going to heaven.

### What you will say:

Hi Kids! Man, I am hungry. I think I will make a nice tasty sandwich. (Take the good piece of bread and set it on a napkin) Okay here is the first piece of bread. It is a great start to a tasty sandwich! (Take out the moldy piece of bread and make a yucky face) Oh, Gross! This piece of bread has mold growing all over it! I'm not going to eat that!" How many of you would eat a sandwich made using moldy bread? Even a little bit of mold would ruin a great sandwich.

(When we think, say or do something that is wrong, the Bible calls that a sin. Sin is like the mold on the bread. Do you want even a little bit of mold to go into your mouth?)

Sin has the same effect on us; God will not allow anyone with even a little bit of sin into Heaven. That is one reason why Heaven is such a great place to be, because everyone is kind and helpful like Jesus. Everyone does what is right like Jesus. The sad news, written in the Bible, is that all of us have sinned (thought, said or done things that are wrong). Romans 3:10 says there is no one righteous, not even one. No one deserves to be able to go to Heaven. The Good News is that God loves us so much that He sent Jesus, His Son, into the world to forgive our sins, to cleanse us from all of the wrong things we have thought, said or done. It is only by trusting in Jesus that our sins can be removed/cleansed, making it possible for us to be with Him in Heaven someday.

Can ask the children: What is sin? How is sin like the mold on the bread? What does the Bible say is the only way we can go to heaven someday?

© 2000-2010 Kid's Sunday School Place, Inc. All Rights Reserved.

## No Way Across?

by Mike


*Jesus is able to restore the gap that sin created between men and God.*

**Materials:**

Two Bath Towels  
Empty Chair

**Duration:**

Approximately 10 minutes



**Topics:**

Forgiveness, Jesus, Sin

**Target Age:**

Preschool and Kindergarten

**What you will do:**

Place the two bath towels on the floor end to end. Place the empty chair at one end and have all of the children stand on at the other end.

**What you will say:**

Before sin enters the world, God would come into the garden to be with Adam and Eve. Adam and Eve could walk and talk with God. It's kind of like the towels I have on the floor, there was a path or bridge between Adam and Eve and God. One day something terrible happened! Sin entered the world. Sin is doing what's wrong instead of doing what is right.

Move the towels as far apart as possible. The fellowship that people had with God was broken because of Sin. There was now, no way that people could interact directly with God. It's like the bridge or path was broken. It was the saddest day of all. There was a huge gap between God and man and there is no way that man could make it across to be with God. We are stuck at one end and God is all the way over there! What will we do?

Luckily, for us, God loved us so much that He made a way for us to get to Heaven. Because of sin people die, God hates sin, but He loves us. God sent His only son, Jesus, to help us. Jesus took the punishment for our sins although He had never ever done anything wrong! When we ask Jesus to forgive us for the bad things we have done, he forgives us, and restores our relationship to God. Jesus is the only one that is able to carry us across the great gap that sin created when people first disobeyed God.

[Site Home](#) | [Register](#) | [My Account](#) | [Contact](#) | [About Us](#) | [Help](#)

© 2004-2010 Kid's Sunday School Place, Inc. All Rights Reserved.

Can ask the children: What is sin? What was broken because of sin? Who made it possible for our relationship with God to be restored?

## Skits & Demonstrations continued:

# Empty Suitcase

by Craig

***A suitcase comes in handy when going on a trip, but we don't need one when we go to heaven.***

### Materials:

1 small suitcase

### Duration:

Approximately 8 minutes



### Topics:

Heaven, Kingdom of God  
Happiness

### Target Age:

Preschool to Kindergarten

### What you will do:

You will explain how a suitcase is needed when we go on an earthly trip, but not when we go to Heaven.

### What you will say:

Here is a familiar object, a suitcase. What do you think of when you see someone carrying a suitcase? (*Allow for answers.*) When we see someone with a suitcase, the first thing we usually think of is that the person is going on a trip. It may be a business trip, or a vacation, perhaps to visit relatives or friends. This person may be going to another city, another country, or to a faraway exotic place. One thing we know for sure. Inside the suitcase are things the person feels they must bring with them.

If you were going on a trip, what would you pack? (*Allow for answers.*) *Clothes, toys, a stuffed animal, a pillow.* All these things will make our trip more enjoyable. Otherwise, when we get there, we would have to buy so many things. (*Open suitcase now to show that it is empty*)

You know, God has a special trip planned for us too. It is not to another city. It is not to another country. However, you might say it is to an exotic place. Do you know where it is? That is right, Heaven.

We do not need to pack a suitcase when we go to Heaven. We will not need toys, or pillows, or clothes, or shoes. Jesus is in Heaven now preparing a place for us, and when we get there, we will have everything we need to be happy and comfortable. The Bible says He will even dress us in clothes of salvation. (Isaiah 61:10)

© 2005-2010 Kid's Sunday School Place, Inc. All Rights Reserved.

**Different version:** (materials: flashlight, Kleenex, first aid kit, aspirin, lock/keys, fruit/snacks, bottle water, clothing, repair kit, motel reservations, maps); Open suitcase filled with items; remove items one by one explaining why not need them. Book of Revelations describes Heaven: John 14:1, 2 (dwelling place) – so don't need motel reservations; Rev. 6:11 & 7:9 (clothing/white robes) – so don't need to take clothes; Rev. 7:16, 17 & 22:1, 2 (food and water) – don't need to take food or bottled water; Rev. 7:17 (He will guide us) – so don't need maps; Rev. 7:17, 21 & 21:4 (no tears, no death/mourning) – so not need Kleenex; Rev. 21:4 (no pain) – so don't need aspirin or first aid kit; Rev. 21: 5 (all things made new) – so not need a repair kit; Rev. 21:23 & 22:5 (no darkness) – so not need a flashlight; Rev. 21:25 (gates never closed) & Rev. 21:8,27 & 22:15 (no one who does wrong things may enter the gates of heaven) – so don't need to take locks or keys to lock up. Heaven is a wonderful place to be. It is safe, has everything I need, and is full of God's love. Show the empty suitcase: I can get rid of this suitcase. All I need to go to Heaven is to accept Jesus' invitation, which I did # \_\_\_ years ago. How about you? Are you ready to go to Heaven? Tell me some things that we just learned about Heaven and what it is like? What do we need in order to be able to go to Heaven?

## Skits & Demonstrations continued:

### The Gospel told by using a glass of water, vinegar, bleach, a spoon, and food coloring

1. God created the heavens and the earth, the mountains and the water, all living things: plants, birds, fish, animals, and man & woman.
2. "He saw everything that He had made, and indeed it was very good." Gen. 1:31

Life was like a GLASS OF REFRESHING, COOL, PURE WATER. It was a wonderful. Everyone got along with each other; all was beautiful, all was right.

Best of all - everything and everyone was right with God. Adam and Eve, the first created people were able to walk and talk with God. They had a special friendship with God.

God gave them freedom to eat from anything in the garden except for the fruit from one tree.

- They had only ONE RULE that they had to obey.
- They were not to eat from the Tree of the Knowledge of Good and Evil.

3. What kinds of rules do you have at home or at school? How have you seen people break the rules? Can you give me an example of what happens when someone disobeys the rules?

- Adam and Eve did disobey God's ONE RULE.
- The fruit on the Tree of Knowledge of Good and Evil looked good and they thought it would make them smarter.
- So even though God had told them not to eat from that tree, they made a choice to do what they wanted, instead of doing what God wanted. This is called SIN, when we think, say or do things that make God sad. SIN is caring more about what I/we want instead of what God wants. Sin is disobeying Him by doing things that are not good.
- PUT ONE DROP OF BLUE FOOD COLORING IN A GLASS OF WATER, THAT ALSO HAS SOME WHITE VINEGAR IN IT. STIR THE FOOD COLORING SO IT FILLS THE WHOLE GLASS.



4. Even though Adam and Eve had only done ONE THING THAT WAS WRONG, it affected their whole life. There are consequences to doing things that are wrong or hurtful. For Adam and Eve work became difficult, pain was introduced into the world, and people did not get along with one another. But worst of all, they had to leave the beautiful garden. This meant that their friendship with God had changed. They could not be with God like they were before. They were now separated from God and all of His goodness. This made God very SAD because He loved Adam & Eve.
5. Also, this one act of disobedience not only affected Adam & Eve's whole life, but all of us have been affected by it. We are all separated from God because of our own disobedience to Him. We all deserve to be disciplined by being separated from God forever. (Rom.6:23)

6. But God the Father, in His great love for us had His Son Jesus Christ, die for us, in our place, even though we were still sinners. He took our punishment so we could take on His righteousness. (Rom. 5:8,9 & 2 Cor. 5:21)

- Jesus is the only one who deserves to be allowed in Heaven, because He has never thought, said or done anything that was wrong. Everything He has done pleases His Father God.
- Jesus died by being nailed to a cross. He was buried and then came back to life again on the third day.



- POUR A COUPLE OF DROPS OF RED FOOD COLORING INTO THE GLASS OF BLUE WATER.

7. We have talked about three important truths:

- God created us to be in a friendship with Him forever. It is like being adopted into the most wonderful family ever.
- Because we have sinned: thought, said and done things which displease God, we deserve to be separated from God forever. This makes God very sad.
- Jesus' death on the cross made it possible for us to be His friend, to be in His family forever.

8. Do you know what a gift is? What does a person have to do to get a gift that is being offered to them?

9. Jesus' death on the cross was a gift being offered to each of us.

- It allows us to take on Jesus's righteousness
- It allows us to be in His family forever, to have Him as our friend forever.

But we have to receive this gift before it becomes ours. Receiving the gift is as simple as saying ABC

- **A – admit** that you have thought, said and done things that are wrong, that make God sad.
- **B – believe** that
  - Jesus is God
  - that because He was punished in your place for your sins, you could take on His righteousness
  - Once your sins are forgiven and you have taken on His righteousness, you will be allowed into God's family, and someday into heaven, God's perfect home.
- **C – call** on God in prayer, telling Him that you want to accept His gift of having your sins forgiven and being allowed to be in His family forever
- Read the prayer and explain that the following is a prayer that we will give you a chance to say to Jesus in a few minutes. Prayer is talking to God and telling Him what you believe.
- **“Dear Jesus, I am sorry for the wrong things that I have thought, said or done. Thank you for dying on the cross for my sins. Please forgive all my sins. Come and be a part of my life forever. Now make me the kind of person you want me to be. Amen”**
- Once you have received God's gift by trusting in Jesus, this is what happens:



POUR BLEACH INTO THE GLASS OF REDDISH WATER AND STIR. It will become clear.

- Your sins have been washed away
- You have taken on Jesus's righteousness
- You are in His forever family.
- As a member of His family, there are ways that we can teach you to get to know God better. Ask God to teach you how to think, say, and do things that please Him from now on.
- Because He knows all things, He knows that sometimes you will make mistakes. When that happens tell Him that you are sorry. Stop doing those things. Ask Him for His strength and wisdom to know what to do that will please Him. Believe Jesus when He says that He loves you and wants what's best for you.
- In small groups ask them clarifying questions (after this presentation) to see if they are ready to accept this gift. Repeat the prayer giving them an opportunity to pray/trust in God.

Skits & Demonstrations continued:



## Bunny and Lamb Gospel Presentation

The following is an overview of the outreach ministry used in parks the Saturday before Easter Sunday.

This ministry is very people friendly and has been very effective in reaching the unreached in an open-air setting.

To present the message of salvation we use a stuffed bunny and lamb.

With a team of volunteers both adults and children, my church goes out to Magic Johnson Park the Saturday before Easter. We have groups of two to three who canvas the park, carrying fliers that basically read,

### **COME ANSWER THE EASTER QUESTION AND RECEIVE A FREE GIFT.**

We have two stations set up with chairs, one station is English and one Spanish. Our volunteers instruct the people interested as to where we are located in the park.

At the stations we have volunteers as well. Usually two people ask the question, one at each station, and other volunteers take down names for follow-up, while still others pass out the bags of goodies and monitor the bags.

Once a person has made a verbal commitment to the Lord Jesus through prayer, we use the group setting as we take the converts through the assurance of salvation and offer follow-up if the person desires counseling and or church information.

**The following is a sample conversation as we present the Easter Question:**

**"My name is \_\_\_\_\_, you may call me Sister \_\_\_\_\_. I want to thank all of you for coming over to talk with me today. I want to ask you a few questions, the first one being, "What holiday is coming up tomorrow?" Yes, that's right, Easter. Now let me ask you this, you see here in my hands a bunny and a lamb. I want to ask you "What do you think Easter is all about? Is it about a bunny, or a lamb?" (give time for response)**

[continue on next page ➡]

**Skits & Demonstrations continued:**

**"Why do you say Easter is about the bunny?" (allow time for response) Well I can see why you would think that Easter is about a bunny, with all the advertising about bunnies and Easter eggs, but I came here today to tell you that Easter is not about a bunny, it is about The Lamb. Let's look here in this Bible in the book of John 1:29.**

(read verse from Bible).

**John 1:29 "The next day John saw Jesus coming toward him, and said, "Behold! The Lamb of God who takes away the sin of the world."**

(New King James Version Copyright © 1982 by [Thomas Nelson, Inc.](http://www.thomasnelson.com))

NOTE: At this point there are several avenues you can take to explore the Gospel. I personally like to expound on the characteristics of a lamb, i.e., their helplessness, need for a shepherd and so on. Then I compare how Jesus Christ who is God in the flesh came to earth and presented Himself in a lowly state, as a helpless lamb to be sacrificed so that we could be forgiven of our sins.

The Gospel is presented clearly and the invitation is given to all who would desire to ask the Lord to be their Savior and Lord of their lives.

We then pray for all who attended the session and we pass out tickets which may be used by those who attended the session to go over to the table where we have a station set up for giving out the bags of goodies. No one gets a bag without a ticket which proves they attended the session and heard the message of Salvation through Jesus Christ.

## Paper Circles Evangelism Tool (CEF)

**Supplies:** scissors, roll of paper for adding machine

**Prepare:**

1. cut 3 long stripes of paper maybe each about 2' long
2. tape each strip to make a circle by:
  - a. First circle – tape the ends together with **ONE TWIST**: God's love  
(makes one larger circle)
  - b. Second circle – tape the ends together with **NO TWISTS**: Sin and separation from God.  
(makes two separate circles)
  - c. Third circle – tape the ends together with **TWO TWISTS**: Saved from sin  
(makes the two circles intertwined)

**(Begin cutting circle with one twist – the cut is made length-wise cutting the whole circle down the middle):**

Sometimes when you see a circle you can't tell where it begins or ends. God's love for you is like that. His love doesn't have a beginning or an end, like this big circle. (show circle)  
God has always loved you and always will. (Jer. 31:3)

**(Begin cutting circle with no twists– the cut is made length-wise cutting the whole circle down the middle ):**

But there is one thing that separates us from being with God. That one thing is called sin. (show separated circles) Sin is anything you think, say, or do that does not please God. (ask for examples of sin) Sin is what separates us from God, but remember He loves us!

**(Begin cutting the circle with two twists, length-wise down the middle cutting the whole circle)**

So, He sent His Son Jesus to take the punishment for sin. Jesus did that by dying on the cross, even though He never sinned, and coming back to life again. If you believe on the Lord Jesus to save you from your sin you will no longer have to be separated from God, but you will be able to go to Heaven and be with God forever! (show intertwined circles)



# Wrong & Right Choices



**LESSON AIM:** To help the child understand how Jesus is the solution to the problems that began with Adam & Eve; to show how all people have inherited Adam & Eve's problems but also have the choice to let Jesus be their solution. Despite Adam & Eve's choice & despite our bad choices, God is in control & has the power to make things right!

**SCRIPTURE:** Genesis 2:9, 16-17; 3:1-24

**MATERIALS:** A large piece of chart paper & a marker; cardboard boxes, toy bricks, or large blocks to make a low wall; a clean dress shirt; an old buttoned shirt; 2 hangers; something with which to stain the old shirt (preferably something quick-drying like Crayola® washable markers. However, if you want to get more creative and won't mind the mess, use paint, mud, ketchup, you name it. Just be mindful to avoid the stain soaking through to the actor's clothing when he/she has to put the shirt on); tape & a trash bag; clean-up supplies.

**CHARACTERS:** Two Staff/Helpers to play the roles of Sinner and Jesus. At the appointed times, the Sinner/Actor will put on Adam's & Eve's stained shirt and the Jesus/Actor will wear Jesus' shirt.

## SET-UP:

- Using the chart paper, copy the chart below (leaving the answers out), and hang it up at the front of the room. You will fill in these answers when the children respond to your questions.

	Adam & Eve	Jesus
1	Made <u>wrong</u> choice	<u>Always</u> makes the <u>right</u> choices
2	<u>Gave in</u> to Satan's tempting	<u>Resisted</u> Satan's tempting
3	<u>Disobeyed</u> God's one rule	<u>Obeys ALL</u> God's rules ALL the time
4	<u>Blamed</u> everyone else for their sin	<u>Took the blame</u> for everyone else's sin
5	Their choice brought <u>death</u> for everyone.	His choice brings <u>eternal life</u> for all who <u>believe</u> .
6	Their choice <u>separated</u> people from God.	He is the only way people can <u>get back</u> to God.
7	Their choice led to a <u>broken</u> world.	His choice will make the whole world <u>new</u> !

- Use the hangers to hang up the two shirts against the wall on either side of the chart paper. You may want to tape a trash bag to the floor underneath the old t-shirt, especially if you're using mud or paint, etc.
- Explain to the students that we're going to pretend that the old shirt belongs to Adam & Eve and the clean dress shirt belongs to Jesus. Further, explain that the shirts will be marked or stained as indications of wrong choices/disobedience.

- As the children say the answers the following questions, use your marker to fill in the blanks on the chart. Suggestion: you may want to have the staff/helper, who will be playing the Sinner/Actor, use the markers, paint, etc. to mark or stain the old shirt, as directed.



## Adam & Eve

- Adam & Eve chose to eat the fruit. Was their choice wrong, or right? How do you know?**  
*Wrong, because God told them not to do it; because of what happened after they made their choice.*

[Direction] **Staff/Helper** - make some marks or stains on Adam & Eve's shirt  
**You** - fill in the chart on line 1: "Made wrong choice"

- What did Adam & Eve do when the serpent tempted them? They gave in.**

[Direction] **Staff/Helper** - make more marks or stains on Adam & Eve's shirt  
**You** - fill in the chart on line 2: "Gave in to Satan's tempting"

- How many rules did God give Adam & Eve? Did they obey? Only one. No!**

[Direction] **Staff/Helper** - make more marks or stains on Adam & Eve's shirt  
**You** - fill in the chart on line 3: "Disobeyed God's one rule"

- Read (or have a student read) **Genesis 3:11-13.**

"And [God] said, 'Who told you that you were naked? Have you eaten from the tree that I commanded you not to eat from?' The man said, 'The woman you put here with me – she gave me some fruit from the tree, and I ate it.' Then the Lord God said to the woman, 'What is this you have done?' The woman said, 'The serpent deceived me, and I ate.'"

**What did Adam say when God asked him if he had eaten the fruit? He blamed Eve.**

**What did Eve say when God asked her what she had done? She blamed the serpent.**

[Direction] **Staff/Helper** - make more marks or stains on Adam & Eve's shirt  
**You** - fill in the chart on line 4: "Blamed everyone else for their sin"

- Read **Genesis 2:16-17.**

"And the LORD God commanded the man, 'You are free to eat from any tree in the garden; but you must not eat from the tree of the knowledge of good and evil, for when you eat of it you will surely die.'"

**What did God say would happen to Adam & Eve if they ate from the tree of the knowledge of good and evil? They would die.**

God had created Adam & Eve to live forever. Along with the tree of the knowledge of good and evil, there was also the tree of life in the Garden of Eden. Adam & Eve were allowed to eat from that tree and live forever (Gen 2:9, 16-17). But the day they disobeyed God and sinned for the first time, God kicked them out of the garden, so they could not eat from the tree of life and live forever (Gen 3:22-24). They would one day die. Because we are also sinners, all of us one day must die, too. Adam & Eve's choice brought death into the world. We are living with the consequences of what Adam & Eve chose, **so really their shirt is our shirt, too!**

[Direction] **Staff/Helper** - put on Adam's & Eve's stained shirt.  
**You** - fill in the chart on line 5: "Their choice brought death for everyone"

6. Adam & Eve were good friends with God, but do you remember what happened when He came to walk in the garden after they had disobeyed Him? They hid from Him.



**Why did they do that?** *They were afraid & they felt guilty.*

Have you ever had a good friend who did something to make you mad and then you didn't want to talk to him/her for a while? **That's what sin does to relationships!** It gets in the way and keeps us from enjoying even our good friends. God wants to be good friends with all people, but sin is in the way like a wall, separating us from Him.

[Direction] Have the children help stack the boxes or toy bricks between the Sinner/Actor and Jesus' shirt.

**You** - fill in the chart on line 6: "Their choice separated people from God"

7. **What were the consequences of Adam & Eve's choice to sin? We've talked about some of them already.** *They got kicked out of the garden. Their relationship with God was broken. They will die one day instead of living forever.*

Read **Genesis 3:17-19.**

"To Adam [God] said, 'Because you listened to your wife and ate from the tree about which I commanded you, 'You must not eat of it,' 'Cursed is the ground because of you; through painful toil you will eat of it all the days of your life. It will produce thorns and thistles for you, and you will eat the plants of the field. By the sweat of your brow, you will eat your food until you return to the ground, since from it you were taken; for dust you are and to dust you will return.'"

**What consequences do we read about in these verses?** *The ground is cursed. Thorns and thistles will come. Adam will have to work really hard to get food.*

When Adam & Eve lived in the garden, life was perfect. They had all the food they needed growing right there on the trees. No one ever died, and no one ever got hurt. They had each other, and they had God. After they sinned, death and pain, hard work, arguments, loneliness and sadness...came in. If you want to know where all the bad things in the world come from, they all started the day Adam & Eve disobeyed God.

[Direction] **Sinner/Actor** - act very sad—pretend to cry, sit down on the floor & pout, etc.

**You** - fill in the chart on line 7: "Their choice led to a broken world"

## Jesus

**[Important!]** As you ask questions 1 through 3, slowly poise your marker as though you are going to mark on Jesus' shirt but stop suddenly whenever the children answer 'NO!' or say that Jesus doesn't make wrong choices. Obviously, the idea is not to make any marks on Jesus' shirt! After the children answer and you stop yourself from marking on Jesus' shirt, fill in the chart on the appropriate lines.

[Direction] **Jesus/Actor** - put on Jesus' shirt

**You** - turn and point to Jesus/Actor as you say the following:

Now let's go back and think about how Jesus is different from Adam & Eve.



**1. Adam & Eve made the wrong choice. Do you think Jesus ever makes wrong choices?**

*No! Jesus is perfect! He never makes mistakes or does anything wrong. Matthew 5:48; Hebrews 2:10*

[Direction] **You** – fill in the chart on line 1: “Always makes the right choices”

**2. When Satan tempted Adam & Eve, they gave in. Do you think Jesus would give in if Satan tried to tempt Him? No!**

[Direction] **You** – fill in the chart on line 2: “Resisted Satan’s tempting”

There’s actually a story in the New Testament about how Satan came to Jesus three times to try to tempt Him, and each time Jesus followed God instead of listening to Satan. You can read about it in Matthew, chapter 4.

**3. Adam & Eve only had one rule to follow, but they broke it. By the time Jesus was born, God had given people many, many rules to follow. The whole first section of the Bible is full of rules. Do you think Jesus broke any of them? No!**

[Direction] **You** – fill in the chart on line 3: “Obeys ALL God’s rules ALL the time”  
The Bible says that Jesus never sinned (Hebrews 4:15). He never broke a single one of God’s rules. He kept them all, all the time.

**4. When Adam & Eve were caught in their sin, they blamed everyone else. You may know the story about how Jesus died on the cross, but do you know why He died? He died for our sins. 1 Corinthians. 15:3.**

While Adam & Eve blamed everyone else for their sin, Jesus took the blame for everyone else’s sin! We were the ones who should have been punished, but He took the blame and punishment instead. **He took away our dirty shirts!**

[Direction] **You** – help the Sinner/Actor take off the stained shirt and then throw it at the feet of the Jesus/Actor.

**Sinner/Actor:** Act very happy to get rid of the stained shirt.

**You** – fill in the chart on line 4: “Took the blame for everyone else’s sin”

**5. Adam & Eve’s choice to sin brought death to everyone in the world. Jesus’ choice to always obey God—even when God told Him He had to die on a cross—brought just the opposite.**

**What is the opposite of death? Life**

**Does anyone know John 3:16?** (If someone knows it, let him or her recite it. If not, read the verse aloud).

“For God so loved the world that He gave His one and only Son, that whoever believes in Him shall not perish but have eternal life.”

Adam & Eve brought death, but Jesus brought eternal life! Everyone who believes in Jesus will live forever in heaven!



[Direction] **Sinner/Actor** - act even happier. Say something like, “You mean, I get to live forever? Wow!”

**You** – fill in the chart on line 5: “His choice brings eternal life for all who believe”

6. When Adam & Eve sinned, all humans were separated from God. Sin is in our way, so we can't get to know Him. But **who can take away our sin? Jesus! How did He do that? By dying for it on the cross.** That's right! He took away our sin on the cross! Not only that, He gave us His perfect record with no sin in it. **It's like we get to wear His clean shirt!** Because of that, we can now get back to God. Jesus told His disciples...

[Direction] **Jesus/Actor**: “I am the way, and the truth, and the life. No one comes to the Father except through me” (John 14:6).

As you say: **He knocks down the wall, so we can get back home!**

[Direction] **Jesus /Actor** - knocks down the wall of boxes or toy bricks, takes off His clean shirt and drapes it over the Sinner/Actor's shoulders, then leads the Sinner/Actor back over to His side of the room.

**Sinner/Actor** - kneels down & says, “Thank you, Jesus!”

**You** – fill in the chart on line 6: “He is the only way people can get back to God”

7. The day Adam & Eve sinned was a sad day for the world. It was the day everything went wrong. It's the reason why there is so much pain and sadness and death in our world today. But when Jesus chose to obey God and die on the cross, He made a way for the whole world to be put right again. We're still waiting for that day to come, but listen to this promise that God made about heaven:

“...Now the dwelling of God is with men, and He will live with them. They will be his people, and God Himself will be with them and be their God. He will wipe every tear from their eyes. There will be no more death or mourning or crying or pain, for the old order of things has passed away...I am making everything new!” Revelation 21:3-5

[Direction] **Sinner/Actor** - Rejoice! Jump up & down & act really excited!

**You** – fill in the chart on line 7: “His choice will make the whole world new!”

## The Great Choice:

**Did you know that the story of Adam & Eve is a true story and that all of us are in it?** That's right! We are Adam & Eve's great-great-great-great-great...grandchildren. Just like Adam & Eve, we also make bad choices. Sometimes we give in to Satan's tempting. A lot of times we disobey God's laws. Sometimes we blame other people when we're the ones who did something wrong. We also will die one day. There's sin in the way of our relationship with God, and the world we live in is broken. But way back on that day when everything in the world went wrong, God told Adam & Eve something very interesting. He promised them that one of Eve's great-great-great-great...grandsons would one day defeat Satan (Genesis 3:15). God was giving them a hint even then that Jesus was coming! He wasn't surprised by Adam & Eve's wrong choice, and He already had a plan for how to take care of it!

Adam & Eve's story had a very sad ending, but that's because it isn't over yet! The happy ending will be when Jesus comes back to fix everything that was broken when Adam & Eve and all of us sinned. We have the choice to believe in Him. If we do, He will take away our sin and bring us back to God so that we can live forever. If you believe in Jesus, you will get to see the happy ending to Adam & Eve's story!



**We have a choice to make just like Adam and Eve.** Each one of us has had bad thoughts, said wrong things, and done wrong things and even had wrong attitudes. This is called sin. God says in His Word, the Bible that all of us have sinned and fallen short of God's perfect standards. Sin has to be punished. Who was punished for our sin? Jesus was punished for our sin when He died on the cross.

Would you like to be clean from your sin? This can happen when you admit that you have done, thought, or said wrong things. Believe that Jesus is the Son of God and that He died for your sin.

You can trust in Jesus to forgive you of all your sins. You can do this by saying the following prayer:



***Dear Jesus, I love you. Thank you for dying on the cross for my sins. Thank you for rising from the dead on Easter morning so that I can have eternal life. Forgive me for the wrong things that I have done, said or thought. I want to ask you to come into my life. Help me to obey your teachings and be the loving person you want me to be. Amen***



# Methods of Sharing the Gospel

Other ideas for Easter Gospel presentations can be found in <https://talks2children.wordpress.com/>



## Resurrection Eggs



Supplies: one set of Resurrection Egg, colored eggs (either hard boiled or plastic) for the Easter egg hunt, Easter bags, prize for the drawing, “Promise” Commitment cards and pencils (one card/child); If planning on a large gathering, make or purchase large items representing what is in each egg for the gospel presentation. So that the items can be seen from a distance.

Last game before the talk: Easter Egg Hunt

- Hide the colored eggs (take into consideration smaller children)
- If a child ends up with no egg, have a child(ren) who found several eggs share with the child(ren) who received no eggs (if possible)

Gather the children into one room with their eggs. Instruct them to sit quietly. If the children continue to talk you can say, “I will continue with the party when all eyes are on me and everyone is quiet.” Then stand there and be quiet until everyone obeys. You may need to repeat it once. Do not continue until everyone is quiet.

(Suggestion: narrator speaks, while a few people act out the message; children like action)

Speaker gives the Gospel message using the Resurrection Eggs to all of the children:

1. Example of how the speaker will share about each egg, starting with the first egg.

- Ask or tell what is in the darker blue egg (1<sup>st</sup> egg) as you hold the object up for them to see
- Speaker will share a brief meaning of the object inside the egg
- Continue with the second egg and so on.

2. Eggs

1<sup>st</sup> egg: Darker blue egg with donkey

Mt 21: 5 “...Behold your king is coming to you, gentle, and mounted upon a donkey...”

This reminds us of Jesus Christ’s entrance into Jerusalem. He rode on a donkey. When a king would ride a donkey, it meant that he was coming in peace. Jesus gives us peace when we believe that He is the Son of God and when we try to live our lives in a way that makes God happy.

2<sup>nd</sup> egg: Light pink egg with 3 coins

- Mt. 26:14-16 ‘Then one of the twelve, named Judas, went to the chief priests, and said, “What are you willing to give me to deliver Jesus up to you?” And they weighed out to Judas thirty pieces of silver. And from then on Judas began looking for a good opportunity to betray Jesus.’ The coins remind us of the 30 pieces of silver Judas received for betraying Jesus into the hands of the Jewish leaders.
- The Jewish leaders wanted to get rid of Jesus. They did not want a peaceful king riding on a donkey. Instead, they wanted a warrior-king riding on a horse, who would overthrow the Roman soldiers. The Jewish leader’s hearts were selfish and prideful. They did not want to change and be like God. (Continued....)

## Methods of Sharing the Gospel continued:

### Resurrection Eggs



continued:

2<sup>nd</sup> egg: This is what sin really is – living our lives in a way that is being disobedient to God. Doing what I want instead of what God wants; what makes me happy, instead of what makes God happy. Romans 3:23 “All have disobeyed God and have not lived up to the perfect goodness of God.” None of us are perfect; we have all sinned. We all have the same problem – we have disobeyed God. Sin is when we think, say or do things that are wrong.

3<sup>rd</sup> egg: Light purple egg with cup

- Mt. 26:26-28 ‘And while they were eating, Jesus took some bread, and after saying a blessing, He broke it and gave it to the disciples (Jesus’ friends), and said, “Take, eat; this is My body.” And He took a cup and gave thanks, and gave it to them, saying, “Drink from it, all of you; for this is My blood,... which is to be shed on behalf of many, for forgiveness of sins.”
- The cup and the bread were symbols. God wants us to remember the reason why Jesus had to die on the cross. You and I deserve to be punished, but Jesus never did anything wrong. He did not deserve to be punished. Jesus was punished for our sins, so we could take on His righteousness, (2 Cor. 5:21). When anyone eats the bread or drinks from the cup, they are to remember that Jesus gave His life so that our sins could be forgiven and we could have His righteousness.

4<sup>th</sup> egg: Orange egg with praying hands

- Mt. 14: 32 “And they came to a garden named Gethsemane; and Jesus said to His followers, “Sit here until I have prayed.”
- Jesus told His followers to also pray. The praying hands remind us of the importance that Jesus put on praying. Praying is when we talk to God, Jesus’ Father. Jesus was troubled. He showed us how to pray and ask for God’s strength to do what is right, when we are facing a problem. Jesus’ friends did not pray, so they were not strengthened when trouble came. Instead they were weak and ended up making Jesus sad, because they sinned. Their sins needed to be punished too.

5<sup>th</sup> egg: Green egg with leather

- Mt. 27: 26
- The leather reminds us of the whip used to give Jesus 39 lashes after His trial by Pilate. Jesus was greatly mistreated by the soldiers and the people in charge. Because He was God He could have stopped the trial, the whipping and even His death. But He choose to give His life, to die in yours and my place, so that our sins could be forgiven. Because of what Jesus did, we can have a new life. We can become a member of God’s family and do things that please God. God does not want us to be like the soldiers and hurt others.

6<sup>th</sup> egg: Light yellow egg with crown

- Mt. 27:29
- The crown of thorns reminds us of the crown that the soldiers placed on Jesus’ head while mocking Him, saying “Hail, King of the Jews!” The soldiers really did not believe that Jesus was a king, they were making fun of Jesus. We should never believe people when they make fun of Jesus and say that He is not really God. We should always do what the Bible, God’s Word, tells us. (Continued...)



## Methods of Sharing the Gospel continued:

### Resurrection Eggs



continued:

6<sup>th</sup> egg: The Bible tells us that Jesus has promised to return one day as the one true King. His kingdom will be a wonderful place to live. No one will say or do mean things, because they will be nice like Jesus. But first He had to make it possible for us to become a member of His family.

7<sup>th</sup> egg: Yellow egg with nail

- John 19:18
- This nail reminds us of the nails that were driven into Jesus' hands and feet to hold Him to the cross. If we had never thought, said or done anything wrong, Jesus would not have had to die on the cross. It is called "sin" when we say mean things, ignore our parents and do what we want, or when we steal, lie or cheat. But that is a problem for me. You see, I have not always been good. I've done wrong things. The sad news is that you and I deserve to be punished, because we have done things that make God sad. Being punished for our sins means that we are separated from God and cannot go to His kingdom someday. The good news is that God loves us. His Son, Jesus, was willing to be punished in our place, so that we could have our sins forgiven, cleansed/removed. We take on Jesus' righteousness, allowing us to live in God's kingdom.
  - Would you like to have all of your sins forgiven by God?
  - Would you like to live in His kingdom someday?
  - Would you like to learn how to be nice to others, like Jesus?

John 5:24 (New Living Translation) "I assure you, those who listen to My message and believe in God who sent Me have eternal life. They will never be condemned for their sins, but they have already passed from death into life. (define condemned – punished)

8<sup>th</sup> egg: Light green egg with die

- John 19:24
- This one die reminds us of the Roman soldiers gambling for Jesus clothing. Sometimes when we start doing something wrong, we can't seem to stop from doing even more wrong things. Jesus did not own very much, and much of what He owned, had been given to Him by others. The soldiers were so selfish and cared so little for Jesus. Instead of being angry with the soldiers, Jesus prayed for them. He taught us how to care for others who are mean to us. Luke 23:34 "Father, forgive them, for they do not know what they are doing." When we are a member of Jesus family, He teaches us many ways to love and be kind to others. Being a member of God's family is good!

9<sup>th</sup> egg: Purple egg with spear

- John 19:34
- This item reminds us of the spear that the Roman soldiers used to pierce Jesus' side when He was on the cross. Jesus had already died on the cross, but the soldiers wanted to make sure that He was dead before they took Him down off of the cross. Much of what happened, such as Jesus being pierced in His side, was predicted hundreds of years before. All of the predictions that came true are proof that Jesus is God.

## Methods of Sharing the Gospel continued:

### Resurrection Eggs



continued:

10<sup>th</sup> egg: Cream egg with linen/gauze

- Mt. 27:57-59
- The linen reminds us of the cloth used by Joseph, a rich man, to wrap Jesus' body after He died on the cross. Joseph loved Jesus so much that he was willing to put his life in danger, when he asked if he could take Jesus' body and bury Him. When we love Jesus and are a member of His family, we learn to do nice things for Jesus and to help others.

11<sup>th</sup> egg: Pink egg with stone

- Mt. 28: 1,2
- The stone reminds us of the tomb that they buried Jesus in and placed a big stone at the entrance. Soldiers guarded the tomb to make sure no one moved the stone and stole Jesus' body. When Jesus' friends came to the tomb on Easter Sunday, they found the stone rolled away and the linen with no body in it. They remembered Jesus' words that He would come back to life.

12<sup>th</sup> egg: Light blue egg that is empty

- Mt. 28:5-8
- An angel appeared to Jesus' friends, who had come to the tomb, and told them not to be afraid. Jesus had risen from the dead. His grave was empty. Jesus resurrection (coming back to life) gives us hope, faith, joy, courage and direction even when life seems scary and confusing. You can have joy by:
  - knowing God personally when you become a member of His family
  - and by knowing that all of your sins can be forgiven

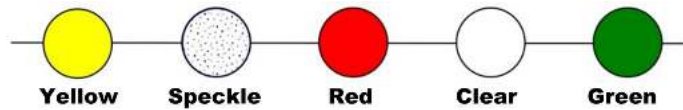
To have this joy, you must believe that Jesus is God and accept His being punished in your place.

We are going to break into small groups or one adult to one child. The adult in your group will ask you some questions to see if you are ready to be a member of God's family.

### **Personal Invitation to Accept Jesus:**

- Assemble the children in smaller groups with one adult or teenager per group. It would be great if there were one adult/teenager to every one child.
- In the small groups, **review the gospel by asking the children about 3 of the eggs: the egg with the nail in it, and the last two eggs (one with the stone and the other egg that is empty).** Jesus took on our sins, died and rose again to a new life, which He offers to us. You can use some of the clarifying questions in the appendix, on page 65. Adapt the questions to the appropriate egg. Let the children answer your questions.
- Review the prayer from the Promise commitment card or from the Beaded Bracelet card. For those children who are ready to accept Christ as their Savior, give the child(ren) an opportunity to pray. (page 55 or 69 & 70)
- Fill out all of the "Promise" commitment cards for each child and turn in the top half of the commitment cards. Let the child keep the bottom half of the card.
- Have a drawing for a prize with the top half of the commitment cards that were turned in.
- Give out the **"Jesus And Me Everyday"** card to the children who prayed.
- The "Promise" commitment cards are later given to the follow-up coordinator.

# Good News Beaded Bracelets



## Supplies:

1. 5 pony beads: one **yellow**, one **speckle**, one **red**, one **clear** and one **green**
2. One 13" cord (You may want to get some larger pieces of cord for older kids.)
3. One tract with the significance of the color of the beads explained on it.
4. 5 large charts with a large dot for each color (could be 5 different color balloons, construction paper, colored water, tee-shirts)
5. Plastic bag that will hold the beads and cord.
6. Easter bags
7. "Promise" commitment cards and pencils (one card/child)
8. Prize for the drawing
9. **"Jesus And Me Everyday"** card (one card/child who accepts the Lord)

## Speaker:

- Explain to all of the children that you are going to describe 5 dots/colors to them.
- Then they will have a chance to explain the dots to an adult, so they need to listen carefully.
- Holds up a chart with a yellow dot and explain the significance of that color.

Continue through all of the charts. (or can use balloons or different color shirts)

## Explanation of the Dots (GOOD NEWS BRACELET)

(verses from the New American Standard Bible)

### **Yellow** bead

John 8:12 'Then Jesus again spoke to people, saying, "I am the Light of the world; he who follows Me will not walk in the darkness, but will have the Light of life' God also loves you & me.

- Yellow is the color of sunlight and the light in heaven. Heaven is always light because that is where God lives. One way God is described is God is light. As I walk in His light, He shows me His plan for my life. Like the sun, God's light keeps us from stumbling or from being afraid because there is no darkness in heaven. (Rev. 21:23-25) God and heaven are always good.
- God loves you and has a wonderful plan for your life. John 3:16
- God's plan is that you would be His friend and live with Him forever. He wants each one of us to be with Him in Heaven someday. In heaven there is no darkness, because Jesus is the light. His light shows us the best way to live now and when we are in heaven.
- Jesus said, "I have come that you may have a joyful, happy life" (a life that is satisfying because of a relationship with Jesus; not dependent on circumstances) John 10:10
- But not all boys and girls have this kind of joyful, happy life.

### **Speckle** bead

Romans 3:23 "All have disobeyed God and have not lived up to the perfect goodness of God"

- The speckle bead tells why not all boys and girls are living this kind of a happy, joyful life.
- It reminds me of sadness. When we do things that are disobedient, it makes God sad. It is called "sin" when we think, say or do wrong things, ignore our parents and do what we want, or when we steal, lie or cheat. That is a problem for me. I've done wrong things. This speckle bead reminds me of the sin in my life. Sin is like dirt/garbage in a bottle of water. No one wants to drink it. In the same way, there is no sin in heaven. Sin separates me from God.
- God's Word says that "All have disobeyed God and have not lived up to the perfect goodness of God" Romans 3:23
- I cannot have a friendship with God while I have a sin in my heart. God's Word says, "The wages of disobedience is death (spiritual separation from God)" Romans 6:23 We each deserve to be punished for the wrong things that you and I have done.
- This is NOT Good News, is it? And I told you this was a Good News Bracelet.
- Remember God loves you and has a wonderful plan...

## Red bead

- The red bead reminds me of Jesus and His blood. Jesus shed His blood and died for us to save us from our sins.
- Jesus is special in many ways. He did many amazing miracles: healed sick people, stopped a storm, gave sight to blind people, and raised the dead people back to life. He is the only one who always obeyed God in everything.
- Because He was perfect, Jesus did what no one else can ever do. He took our punishment for all the wrong things we have ever done. Jesus chose to die for us, as a sacrifice to pay for our disobedience.
- God's Word says that "God shows His love for us, while we were still disobedient Jesus died for us. We have been saved from the punishment of our disobedience by the blood of Jesus." Romans 5:8-9
- Jesus was buried and came alive again. That is why He can say, "I am the way, the truth and the life. No man, woman, boy or girl can come to God, the heavenly Father, except by Me." John 14:6

## Clear Bead:

- The clear bead reminds us that when we receive Jesus our sins are forgiven. It's like God washed away all of our sins. We have been cleansed by His forgiveness of our sins.
- How can you have a clean life like this? (Compare the dirty bottle of water with a pure unopened bottle of water.) This is what Jesus does with our sins: forgiven & gone.  
A – ADMIT to God that you have disobeyed Him and now want to obey.  
B – BELIEVE that Jesus is God and that He made it possible for your sins to be forgiven by being punished in your place, for your disobedience.  
C – CALL on Him. Ask Him to clean your sinful heart and give you a new life.
- You could pray (talk with God) in your own words, by saying something like this:  
**Dear Jesus, I love you. Thank you for dying on the cross for my sins. Thank you for rising from the dead on Easter morning so that I can have eternal life. Forgive me for the wrong things that I have done, said or thought. I want to ask you to come into my life. Help me to obey your teachings and be the loving person you want me to be. Amen.**  
John 1:12 "But as many as received Him, to them He gave the right to become children of God, even to those who believe in His name,"

## Green bead

2 Peter 3:18 "but grow in the grace and knowledge of our Lord and Savior Jesus Christ"

- Green reminds me of things growing.
- When you ask God to forgive you, He cleans your heart. You become God's special friend, forever. God wants you to get to know Him better and grow to be more like Him.
- These four things will help you grow in your friendship with God.
  1. Pray (talk to God) every day, telling Him about things that are going well and the problems you are having. Ask Him to take care of your problems.
  2. Read and obey God's Word (the Bible) so you know what God says and then do it.
  3. Tell others about Jesus.
  4. Meet regularly with other people who believe in Jesus, maybe in Bible Study or in a church in your neighborhood.

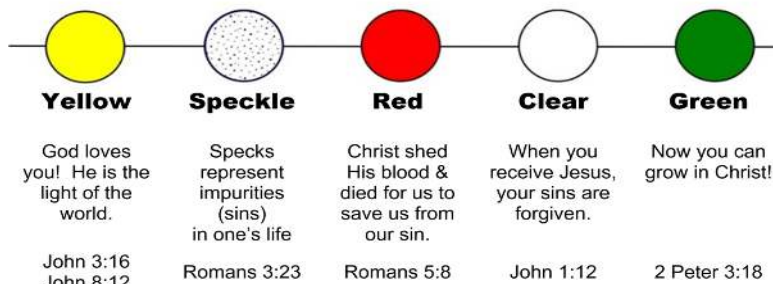
### **Personal Invitation to Accept Jesus: Children get into small groups.**

- Adults have an Easter bag for each child in their group.
- Have the children get into small groups or have one adult paired with one child:
- The adult/teenager gives the child a plastic bag with the beads, cord, and a gospel tract with the meaning of the beads on it, taken from inside the Easter bag.
- Have the child first take out the cord and tie a knot about 5 inches from one end.
- Using the Clarifying Questions on page 65, have the child(ren) put on the yellow bead and the child explains what it means. Then have the child put on the other beads in the correct order, explaining what each bead means. If a child has difficulty remembering what a color means ask another child in the group to help with the answer. If no one can give the answer, then explain it to them.
- Correct order of beads: yellow, speckle, red, clear, green. Take out ONE BEAD at a time.
- When you have completed the beads, tie a knot in the opposite end of the beads and then place it on the child.
- Tell them when we accept Jesus' forgiveness of our sins and believe that He is God, we can say a prayer and become a member of God's family. (page 56 or 69/70 & 80)
- Read the prayer from the tract that came with the beads or the prayer on the Promise commitment card to the child(ren). They need to hear the prayer first before agreeing to say it. (Ask some of the clarifying questions at the top half of page 65 in Appendix.
- For those children who are ready to accept Jesus as their Savior, give the child(ren) an opportunity to pray by repeating the prayer after you. Don't have children pray who do not understand or are not ready.
- Fill out all of the "Promise" commitment cards for each child and turn in the top half of the commitment cards. Let the child keep the bottom half of the card.
- Have a drawing for a prize with the top half of the commitment cards that were turned in.
- Give out the "**Jesus And Me Everyday**" card to the children who prayed. (optional)
- If you have not given the Easter bags to the children, do so now.
- Make sure all of the Promise commitment cards are given to the Follow-up coordinator after the drawing. (Follow-up Coordinators organize Bible studies or Bible Clubs to help new believers to grow spiritually.)

HLIC is supplying the beads & cord for each Easter bag.

You can order more of the beads and cord (wax cotton cord) from: Fire Mountain Gems & Beads (800) 423-2319 in Oregon (this company is slightly cheaper) or Bhens Products Co. in New York (212) 532-6820

### **The Good News Bracelet**



A Prayer of How to Receive Christ:

Dear Jesus, I love you. Thank you for dying on the cross for my sins. Thank you for rising from the dead on Easter morning so that I can have eternal life. Forgive me for the wrong things that I have done, said or thought. I want to ask you to come into my life. Help me to obey your teachings and be the loving person you want me to be. Amen.

## Methods of Sharing the Gospel continues: FOLDED PAPER – 2 GOSPEL PRESENTATIONS

Supplies: piece of paper for each child and for the speaker, directions on how to fold the papers for the adults, scotch tape, construction paper, Easter bags, “Promise” commitment cards and pencils (one card/child), “Jesus And Me Everyday” cards, prize for the drawing

Directions on how to fold and tear the paper to share One of Two Gospel stories.

(Visual illustration of how to fold and tear the paper and how to organize the pieces of paper are in the appendix.)

1. Have a 8 ½ x 11” piece of paper. Narrow end up (portrait position, not landscape)
2. Fold the top left corner to the opposite side
3. Fold the top right corner to the opposite side
4. Fold the whole paper in half, so that the 2 short flat sides are even and the point is still at the top.
5. Fold the paper two times toward the short flat side. (You will end up with three folded columns.
6. Tear off the two last folds.

### First story using folded paper: good for Easter - Jesus & 2 Criminals

#### English Standard Version (ESV)

**Luke 23:32** Two others, who were criminals, were led away to be put to death with Him.

**Luke 23:33** And when they came to the place that is called The Skull, there they crucified Him, and the criminals, one on His right and one on His left.

**Luke 23:39-43** One of the criminals who were hanged railed at Him, saying, "Are you not the Christ? Save yourself and us!" But the other rebuked him, saying, "Do you not fear God, since you are under the same sentence of condemnation? And we indeed justly, for we are receiving the due reward of our deeds; but this man has done nothing wrong." And he said, "Jesus, remember me when you come into your kingdom." And He said to him, "Truly, I say to you, today you will be with me in Paradise."

Speaker tells the story by arranging the torn pieces to make a cross and 2 criminals (one facing toward Jesus and the other facing away from the cross). Then spell LIFE and HELL by rearranging all of the same pieces, except for the cross, according to the order of the words in the story.

#### Speaker to all of the children:

Start by asking the children, “Why do we celebrate Easter?” Allow a few of the children to answer this question. Fold the paper in front of the children. Then go into the story of Easter using the folded paper

## Methods of Sharing the Gospel continued:

### Folded paper: Jesus and the 2 Criminals

#### GOOD NEWS:

- The Bible tells us that God loves you and me very much. He would like us to be a member of His family forever.

John 3:16 “For God so loved the world that he gave his only Son, so that everyone who believes in Him will not perish (die, forever separated from God) but have eternal life.

John 1:12 “But as many as received Him, to them He gave the right to become children of God, even to those who believe in His name,”

#### SAD NEWS:

- But there is a problem. God has never done anything wrong. He cannot have us be a part of His family and live in His kingdom with unforgiven sin in our lives. Examples of sin are when we say something that is mean or hurtful, disobey our parents and do what we want, or when we lie, steal, or cheat. It is because of sin in our life that we cannot be a part of God’s family. The Bible says that we have all sinned; we have all thought, said or done things that make God sad – that are wrong.

Romans 3:23. “All have disobeyed God and have not lived up to the perfect goodness of God”

Romans 6:23 “For the wages of sin is death”. When we break a rule, we deserve to be punished, to be separated from God.

- As I unfold my paper, we see a cross. The Bible tells us that Jesus, who had never done anything wrong, was nailed to a cross, to die in our place. He was punished for the wrong things that you and I have thought, said or done. He did not deserve to die.

2 Cor. 5:21 “Jesus, who knew no sin, became sin on our behalf, that we might become the righteousness of God in Him.” He did this when He died on the cross, because He really loves you and me.

- Why did Jesus have to die? Allow children to answer. (He was punished in our place, so our sins could be forgiven.)
- Jesus was not alone. There were two criminals who were being punished for things that they had done that were wrong. They deserved to be punished.
- Both criminals were talking to Jesus.
- One criminal mocked or said mean things to Jesus. That criminal turned away from God. (Turn one “L” shaped piece of paper away from the cross.)
- The other criminal turned toward Jesus. (Turn one “L” shape piece of paper toward the cross.) He knew that he deserved to be punished because he had broken the law. He wanted to be a part of God’s family. He believed that Jesus was God and did not deserve to die, because Jesus had not broken any laws. This criminal was asking God to remember him in heaven.



## Methods of Sharing the Gospel continued:

### Folded paper - Jesus and the 2 Criminals

- The criminal that turned away from God went to HELL. Because no sin is allowed in heaven, he was not allowed to be in God's family. By not turning to Jesus, it was his choice to be punished for the things that he had done that were wrong. (Spell out Hell with the pieces of paper. Lightly tape the pieces of paper to a large piece of construction paper to make it easier to see.)
- This criminal who choose to turn to Jesus had LIFE, meaning he became a part of God's life, His family forever. Because all of his sins were forgiven by Jesus death on the cross, he could enter heaven. (rearrange the pieces of paper to spell out LIFE ) (can have a second set on display)

Why do you think the one criminal was given a new life with God and the other one didn't get it?  
Would you like to know how you could have a new life with Jesus?

### **Personal Invitation to Accept Jesus: children get into small discussion groups**

- Break into small groups or one adult per child
- Craft time: Give each child a piece of paper. Give instructions on how to fold the paper. Instruct the children where to tear the papers.
- Assemble the papers to look like the cross with the two criminals.
- Look at the cross: ask, "Why did Jesus have to die on the cross?" "What is sin?"
- Reassemble the papers to spell Hell. Ask "Why did the one criminal go to Hell?"
- Reassemble the papers to spell Life. Ask "Why did the other criminal go to heaven?"
- Ask the children if they would like to have the Life that Jesus offers, so that they can have their sins forgiven and go to heaven?
- May use some of the clarifying questions found on the top half of page 65, Appendix.
- Adults have the Easter bags for the children.
- Read the prayer from the Promise commitment card or from the beaded bracelet card.. Ideally: one adult/child, or one adult/2-5 children.

"Dear God, I believe Jesus is Your Son. Thank you that Jesus died on the cross for all the wrong things I have thought and said and done. Please forgive me for my sins. I ask Jesus to be with me and to live in me always. Help me to be the kind of person You want me to be. Thank you for answering my prayer. Amen."

- Give each child, who is ready, a chance to say the prayer and accept Jesus as their Savior.
- Have each of the children fill out the "Promise" commitment cards or you fill it out for them.
- Tear off the top part of the "Promise" commitment card and give the bottom half to the child; put the top half in the bucket for a drawing.
- Have a drawing for a prize with the top half of the "Promise" commitment card.
- After the drawing, these cards go to the Follow-up Coordinator to be able to follow-up with the child at another time. (Follow-up Coordinators organize Bible studies or Bible Clubs to help new believers to grow spiritually.)
- Give out the "**Jesus And Me Everyday**" card to the children who prayed. (optional)
- If you have not done so yet, give each child their Easter bag.



## **Methods of Sharing the Gospel continued: Children in a large group:**

### **Second story using folded paper is about**

#### **Three Friends, Ticket to Heaven**

- Three close friends did everything together: tagged buildings, stole, got in trouble at school together.
- One of the friends was invited to go to church. He went, but the other two boys did not want to go.
- At church the boy heard that God created him. God loved him. (Jn.3:16) God had a wonderful plan for his life. (Eph 2:10). So far his life had not been that great. No one loved him, not even his mom. After hearing about God's love, he started feeling different. He knew that he needed God's love. He began to feel sorry for what he had done. He thought God would not accept him because of all of the things he had done, so he told God that he was sorry. He received Jesus forgiveness of his sins and God's love. John 1:12. Then he was given a ticket to heaven.
- He folded the ticket and put it in his pocket.
- He saw his two friends and told them what he had heard. They wanted a piece of his ticket so he folded it over evenly (2 times to make 3 sections) and then tore it so that each friend would have a piece of the ticket.
- The first boy started reading the Bible and tried to live a life that pleased God.
- The two other boys joined a gang and continued to do wrong things. One day they got in an accident and died.
- The two boys stood before God and gave Him their tickets. God unfolded the tickets. He said, "You had a chance for God's love, like your friend, but you both CHOSE differently (wrong choice). You are destined for HELL, not heaven.
- The first boy lived a long life. He had lived a life trying to please God. When he died God asked him why he should be let into heaven. The man told God of all the things he had done for God. God said, "Well do you have anything else. The man felt the remaining part of the ticket in his pocket, but told God that part of it was gone. **God opened the ticket. It was a CROSS.** God said, "You can come into heaven."

Why do you think the one boy was given a new life with God and allowed into heaven, while the other two did not get to go to heaven? Would you like to know how you could have a new life with Jesus?

#### **Personal Invitation to Accept Jesus: Children in small discussion groups.**

- Break into small groups or one adult per child
- Craft time: Give each child a piece of paper. Give instructions on how to fold the paper. Instruct the children where to tear the papers.
- Assemble the papers to look like the cross.
- Assemble the papers to spell Hell. Ask why the two boys did not get to stay in Heaven, but instead went to Hell?
- Assemble the papers to spell Life. Ask why the one boy was allowed to stay in Heaven?
- Ask the children if they would like to have the Life that Jesus offers, so that they can have their sins forgiven and go to heaven?
- Read the prayer from the beaded bracelets or the Promise commitment card. Follow instructions from the Cross and 2 criminals illustration above.
- May use some of the clarifying questions, page 65, Appendix.

## Methods of Sharing the Gospel continued Folded paper

### Second story about Three Friends, Ticket to Heaven

#### **Personal Invitation to Accept Jesus** continued:

- Give each child, who is ready, a chance to say the prayer and accept Jesus as their Savior.

“Dear God, I believe Jesus is Your Son. Thank you that Jesus died on the cross for all the wrong things I have thought and said and done. Please forgive me for my sins. I ask Jesus to be with me and to live in me always. Help me to be the kind of person You want me to be. Thank you for answering my prayer. Amen.”

- Have each of the children fill out the “Promise” commitment cards or you fill it out for them.
- Tear off the top part of the Promise commitment card and give the bottom half to the child; put the top half in the bucket for a drawing.
- Have the drawing.
- After the drawing these cards go to the Follow-up Coordinator to follow-up with the child at another time. (Follow-up Coordinators organize Bible studies or Bible Clubs to help new believers to grow spiritually.)
- Give out the “**Jesus And Me Everyday**” card to the children who prayed.
- Have a drawing for a prize with the top half of the “Promise” commitment card.
- If you have not done so yet, give each child their Easter bag.

## Methods of Sharing the Gospel continued:


Large group presentation:

Start by asking the question: “Why do we celebrate Easter?”

Then say, “I’m going to tell you a story about why Easter is important, using 4 circles.”

### FOUR CIRCLES GOSPEL PRESENTATION

#### Circles



1. **Circle by itself – no beginning no end.** Characteristics of God. He has no beginning or end. **God has always been around.** Nobody made God. **God made everything.** Heavens, earth, birds, animals, flowers. He is so great – no one can do what God does.



2. **Circle with heart and cross –**

- **Heart - God loves you.** He made all these good things for us (birds, plants, animals...) to enjoy. **GOD GAVE US HIS CREATION**

- **Cross – God hates sin.** Things we have thought, said or done that are wrong separate us from God. Sin breaks God’s heart, (draw the vertical line first from point to point in the heart shape.) **God is just and righteous, as well as full of love.**

He knew we had sinned, disobeyed, and needed to be punished. He sent His Son to take our punishment. Jesus died on the cross. **He was punished for our sins, so we could take on His Righteousness.** (Complete making the cross by adding the horizontal line.)

#### GOD GAVE US HIS SON

- Jesus came alive again wiping away our sins. This makes it possible for us to live a life that pleases God, as a member of His family forever.



3. **Circle, heart and ABC –** how to live in God’s forever family is as simple as saying ABC (Have children say ABC.)



4. **Circle with A - Admit, B - Believe, C - Call,** tomb, cross and arrow upward

A – **Admit** that you have thought, said or done things that are wrong. (Admit that you sin.) Sin keeps you apart from God. (Rom. 3:23)

B – **Believe** that God loves you. Believe that Jesus Christ, God’s perfect Son, died to pay for our sins and came alive again. He is living today. (Believe who Jesus is and what He has done for you.) (1 Cor. 15:3,4)

C – **Call on** Jesus in prayer, and receive Him by faith in His promise: “As many as received Him, to them He gave the right to become the children of God.” (John 1:12, Rev. 3:20)

(Child Evangelism Fellowship)

## Methods of Sharing the Gospel continued: Four Circles Gospel Presentation

We celebrate Easter because it was the day that Jesus came back to life, after being punished for our sins. Because of Easter I can choose to accept Jesus' love for me and forgiveness of my sins. I can be in God's family."

**After the large group presentation, divide the children into small groups with Discussion leaders in each group.**

### **Personal Invitation to Accept Jesus:**

- Break into small groups or one adult per child.
- Craft time: Give each child a rectangular piece of paper and a pencil. You will be instructing the children to draw the four circles and have the children explain in a few words what each circle means:
- Clarifying Questions with Instructions:

Fold a rectangular paper in half. On the top half section draw the first circle and ask:

**1. What are some reasons that we know that God loves us?**

(God is always around to help us, gave us creation, He gave us His Son, Jesus, so we could become His children)

On the bottom half of paper, draw the second circle with a heart and a line going down the center of the heart? Ask:

**2. Why do you need Jesus? Or What separates you from God's love? (sin)**

**3. What is sin?** (anything that we have thought, said or done that is wrong; makes God sad)

**4. Have you ever done or said anything that is wrong? That would make God sad?**

Draw a horizontal line inside the heart to make a cross. Ask:

**5. What did Jesus do for you?** (Was punished for my sins. He, who knew no sin, became sin on our behalf, so that we could take on His righteousness.)  
2 Cor. 5:21)

**6. Why is Jesus the only one who could pay for your sins?**

He is God. He was perfect. He had no sins that needed to be punished. So He was able to be our substitute to pay for our sins. He came back to life.

Turn the rectangular paper over; on top half draw the third circle, with a heart and the letters "ABC" inside the heart. Ask:

**7. Being a part of God's family is as simple as saying what three letters? (ABC)**

On the bottom half of second side, draw the fourth circle, with a heart and the words Admit, Believe, Call in the circle. Ask:

**8. What does A stand for?** Admit that you have sinned

**9. What does B stand for?** Believe Jesus is God & paid the penalty for all of your sins.

**10. What does C stand for?** Call on God in prayer in order to have your sins wiped clean/be forgiven and in order to become adopted into God's forever family.

(Emphasize Rev. 3:20, John 1:12, & Heb. 13:5 Revelation 3:20) "Look! I stand at the door and knock. If you hear my voice and open the door, I will come in, and we will share a meal together as friends. John 1:12: "But to all who believed Him and accepted Him, He gave the right to become children of God." Heb. 13:5b: "...For God has said, "I will never fail you. I will never abandon you."<sup>l</sup> Holy Bible. New Living Translation copyright © 1996, 2004 by Tyndale Charitable Trust. Used by permission of Tyndale House Publishers.

#### **Four Circles Gospel Presentation continued:**

- Ask the children if they would like to be a part of God's family, to have their sins forgiven and go to heaven? May use some of the clarifying questions, page 65, Appendix.
- Read the prayer on the "Promise" commitment card or the prayer from the beaded bracelet cards, so the child is aware of what the prayer says.
- Pray having the child who is willing and ready repeat the prayer line by line after you. Emphasize Heb. 13:5

"Dear God, I believe Jesus is Your Son. Thank you that Jesus died on the cross for all the wrong things I have thought and said and done. Please forgive me for my sins. I ask Jesus to be with me and to live in me always. Help me to be the kind of person You want me to be. Thank you for answering my prayer. Amen."

- Have each of the children fill out the "Promise" commitment cards or you fill it out for them.
- Tear off the top part of the "Promise" commitment card and give the bottom half to the child; put the top half in the bucket for a drawing.
- Have a drawing for a prize with the top half of the "Promise" commitment card.
- After the drawing these cards go to the Follow-up Coordinator to be able to follow-up with the child at another time. (Follow-up Coordinators organize Bible studies or Bible Clubs to help new believers to grow spiritually.)
- Give out the "**Jesus And Me Everyday**" card to the children who prayed.
- If you have not done so yet, give each child their Easter bag.

#### **Homework:**


1. Have the children practice sharing with each other what the circles mean
2. Have the children share the circles with someone at home or a friend

**THE FOUR** - There are four symbols, which can be explained using a bracelet or by drawing them on paper.



---

### **God Loves you**



God made you and loves you! His love is boundless and unconditional. God is real and He wants you to personally experience His love and discover His purpose for your life through a relationship with Him. Genesis 1:27, John 3:16

### **Sin Separates you**



You cannot experience God's love when you ignore Him. People search everywhere for meaning and fulfillment – but not with God. They don't trust God and ignore His ways. The Bible calls this sin. Everyone has sinned. Sin damages your relationships with other people and with God. It keeps us from experiencing the fulfilling life that God intends for us. The result: you are eternally separated from God and the life He planned for you. Romans 3:23, 6:23, Isaiah 59:2

### **Jesus rescues you**



Sin does not stop God from loving you. Because of God's great love, He became a human being in Jesus Christ and gave His life for you. At the cross, Jesus took your place and paid the penalty of death that you deserve for your sins. (He took the punishment that we deserved.) Jesus died, but He rose to life again. Jesus offers you peace with God and a personal relationship with Him. Through faith in Jesus, you can experience God's love daily, discover your purpose and have eternal life now and forever. 1 Peter 3:18, 1 Corinthians 15: 3-8, Romans 5:8

### **Will you trust Jesus?**



You can place your trust in Jesus by faith through prayer. Prayer is talking with God. God knows your heart and is not concerned with your words as much as He is with the attitude of your heart. Here's a suggested prayer:

Dear God, thank you for loving me and wanting the best for my life. I have lived my life for myself and done things my way, and I am truly sorry. Jesus, I believe that you are God and have forgiven all my sins by dying and coming back to life again for me. I trust You and ask You to be the Lord of my life. I give my life to You. You are my God, my Savior and my Lord. Let me experience Your love and Your good plans for my life. Amen.

You can order **THE FOUR** at <https://crustore.org/catalogsearch/result/?q=+The+Four+bracelet>

## Method of sharing the Gospel:

### “The STORY OF JESUS FOR CHILDREN” DVD

Supplies: DVD, adequate sound, to show the movie: TV, computer, projector & screen, DVD player, extension cord, Easter bags, commitment cards, pencils, prize for drawing

The goal is to give the children a chance to pray and trust Jesus as their Savior. God may have prepared some of their hearts to make that decision at your outreach.

Show the movie. (Perhaps just show the second half of the movie, either before or after the Zacchaeus episode. It is a long movie.)

At the end of the movie:

### Personal Invitation to Accept Jesus:

- Break into small groups or one adult per child
- Ask **Review Questionnaire:** (more questions in “Following Jesus” curriculum © Children of the World)
  1. Where was Jesus born? Do you know where Jesus’ real home is?  
(born in a stable) (real home is in heaven)
  2. How was Jesus able to heal all those sick people?  
(because He was/is God; all powerful)
  3. Why did Jesus have to come down from Heaven to earth?  
(because He loves us and wants us to live with Him in heaven someday)
  4. Why did Jesus die on the cross?  
(because we have thought, said and done wrong things, which keep us from being with Him in Heaven; He was punished for our sins so we could be forgiven)
  5. How many people sin?  
(all of us)
  6. How do we become a child of God?  
(by praying: talking with God about what we believe)
  7. Ask the clarifying questions, top half of page 65 in the Appendix
- Ask the children if they would like to be a part of God’s family, to have their sins forgiven and go to heaven?
- Read the “Promise” commitment card or the prayer on the Beaded Bracelet card.

“Dear God, I believe Jesus is Your Son. Thank you that Jesus died on the cross for all the wrong things I have thought and said and done. Please forgive me for my sins. I ask Jesus to be with me and to live in me always. Help me to be the kind of person You want me to be. Thank you for answering my prayer. Amen.”
- Give each child, who is ready, a chance to say the prayer and accept Jesus as their Savior.
- Have each of the children fill out the “Promise” commitment cards or you fill it out for them.
- Tear off the top part of the “Promise” commitment card and give the bottom half to the child; put the top half in the bucket for a drawing.
- Have a drawing for a prize.
- After the drawing these cards go to the Follow-up Coordinator to be able to follow-up with the child at another time. (Follow-up Coordinators organize Bible studies or Bible Clubs to help new believers to grow spiritually.)
- Give out the “**Jesus And Me Everyday**” card to the children who prayed.
- Give out the Easter bags.

# The Best Gift

Written by Cecilia Quen Castañeda

Spanish Version November 1996

English Version ©2010 Child Evangelism Fellowship® of  
Southern CA Central Orange County Chapter



**Objective for the unsaved child:** To believe and RECEIVE the gift of God (Jesus) to have salvation.

**Objective for the saved child:** Thank God for the gift of Jesus and for salvation.

**Key Verse:** John 3:16. The verse is explained throughout the lesson and can be memorized after been explained in the lesson. Suggested way to memorize the verse is singing it with the melody of “Silent Night” starting by saying the reference John 3:16 twice”

**Visual for the lesson:** Use a big, square box, not too deep, with a separate lid. Place the 3 drawings as shown in the diagram (Heaven on top center, manger on bottom left and cross and tomb on bottom right). Do not forget to place the arrows. They are very important as the lesson gets explained. Wrap the box and the lid separately and place a bow on the lid that contrasts with the color of the wrapping paper. *Leave white the inside of the box (where you place the drawings)*

Personally, I like to use those two colors (gold and red) because they remind me of Heaven and the blood of Christ. If you wish, explain that to the children after the lesson has been taught.

This lesson can be used not only in the Christmas season; it’s for any occasion, so it’s better not to use Christmas’ wrapping. Do not use Santa Claus wrapping or anything that makes your children lose attention. If you want to make the drawings in 3D, you can use a little of Styrofoam.

## LESSON

*“I’m not going to give you a gift because you don’t deserve it! You behaved very badly!”* Maybe you have heard someone saying something like that, but; did you know that someone has given YOU and me a wonderful gift though He knows that you and I sometimes behave badly and we don’t deserve the gift? Do you know whom I am talking about? God! God is invisible, you cannot see Him, but with His great power He created the heavens, the Earth, the planets, the mountains and many, many, other things. God is good. He is also holy and pure; that means that there is nothing bad in Him and that He never does anything wrong.

Do you want to know something wonderful? God loves you, very, very much! So much that you cannot measure His love for you!

But maybe you are wondering: “But, does God loves ME?” Yes, He loves you! Look what He says in His Word. *(Teacher, read directly from Bible John 3:16, but only the first part “For God so loved the world”)*.

Now, I’m going to ask you a question. Are you in the world? Of course you are, aren’t you? The world means each person—small or big, black or white or red, skinny or fat, freckly or with big eyes or stretched eyes. He loves everyone, including you and me. Maybe you are wondering: “But, why does God love me?” Could it be that He loves you because you think you are a nice person? No, He doesn’t love you because of that. Will it be that He loves you because your mom says you are very pretty or handsome? No, it’s not because of that. Could it be that He loves you because sometimes you help others? No, is not because of that either. Could it be because you are very smart at school or because you are a good athlete? No, it’s not that either. Ah! Then, will it be because you go to church on Sundays? No, He does not love you for any of those things. Then, why?

The reason He loves you is BECAUSE HE WANTS TO. HE WANTS TO LOVE YOU.



HE WANTS TO LOVE ME, AND HE WANTS TO LOVE EACH PERSON IN THIS WORLD EVEN THOUGH HE KNOWS NONE OF US DESERVE HIS LOVE.

Why we do not deserve His love? Because we do, say and think bad things that God calls sin. By His Word the Bible we can realize that WE ALL HAVE SINNED (read *Romans 3:23*). Talking back to our parents, saying bad words, making dirty signs, making fun of others, watching dirty programs, and many, many more things like that are sins. The most horrible thing about our sin is that it keeps us away from God because He cannot like sin because He is Holy. Remember, Holy means that He is pure. **THERE'S NOTHING BAD** in Him.


Now, can you see why nobody in the world—not even you or me—deserves to be loved by God? BUT EVEN IF WE DON'T DESERVE IT, HE LOVES US! He tells us in His Word. Let's keep reading (*Teacher, use your Bible and read "For God so loved the world THAT HE GAVE!"*)

*In this very moment show the present BUT DO NOT OPEN IT YET-)*



WOW! Look at this! Because of His great love He gave us a gift even though He knows that we do not deserve it! But, what will it be? Will it be a racetrack? Will it be a dollhouse? Will it be a remote control car or a teddy bear? Perhaps a video game console! All that is wonderful, and even I like it! But, He knows that all those things cannot help you and me with our problem of sin. He has given us something even much, much better than all the toys and all the gifts of the entire world.

Let's keep reading to know what God gave us; but this time, when we say "**For God so loved the world**", instead of saying "world" YOU WILL SAY YOUR NAME OUT LOUD. (*Teacher, you can repeat this phrase two or three times and then, at the time of saying "HE GAVE HIS ONLY-BEGGOTTEN SON" you open the gift, and joyfully exclaim: He gave us Jesus!*)



He gave us Jesus! See this drawing? (*Point to Heaven.*) How pretty! Isn't it? It looks like shiny gold! Did you know that Heaven is God's home? Heaven is farer than the clouds and the planets. In the

Bible it says that the street in Heaven is made of gold, and that Heaven is very beautiful and exciting, much more beautiful than this drawing. Can you see this arrow? It means that God the Father sent his Son named Jesus from Heaven and JESUS WANTED TO COME DOWN to this world to be born as a baby. How wonderful! Isn't it? Jesus did that because He loves you a lot. After being born here on Earth, Jesus grew up being PERFECT; perfect means that He never lied; He never said bad words or made dirty signs or made fun of anybody. **HE NEVER SINNED** and when he was a grown up man HE WANTED to do something wonderful for you, for me and for every person in the world. Do you know what He did? Jesus allowed some men to beat him, to mistreat him, to spit on him, and even He allowed them to nail him and hang him from a cross (point to the cross). There, His precious blood flowed from his hurt body and from His hands and in His feet. But, why did Jesus allow that to happen if He didn't deserve it since He had never done anything wrong? HE DID IT BECAUSE IT WAS THE ONLY WAY THAT YOUR SINS, MINE AND THOSE FROM THE ENTIRE WORLD CAN BE CLEANSED AND FORGIVEN. HE TOOK THE PUNISHMENT! The punishment each person in this world deserves for sinning. He took our sins when he was on the cross (*read 1 Peter 2:24 and then show the empty tomb*).

After Jesus died on the cross, His friends took His body down and put Him in one tomb; it was a like this cave. Ah! But here it looks open, doesn't it? Yes! This is because after been dead for three days He raised from dead! This means that he came back to life! (*Read Corinthians 15:3b and 4*). Now, where's that arrow pointing? To Heaven, isn't it? It is because He went back to Heaven.

Visuals for lesson  
"The Best Gift"  
by Child Evangelism Fellowship  
Central Orange County Chapter





# EVANGEL CUBE®

(O CUBO EVANGELÍSTICO)


UNFOLDING THE ANSWER TO LIFE'S GREATEST PUZZLE!  
(¡DESCUBRIENDO LA RESPUESTA AL PRINCIPAL ROMBECABEZAS DE LA VIDA!)

(English)

## How to Lead Someone to Jesus Christ Using the EvangeCube


(Use the arrows on the cube to help you see how to open the pictures!)

**1** ← → **Show 'Man in Sin' separated from 'God'**




- This light (point to the right side) represents God.
- God is perfect and without sin.
- God loves us!
- God doesn't want us to perish, but to have everlasting life.
- But our sins must be removed in order to have eternal life with God.
- This figure (point to the left side) represents every person - like you and me.
- The darkness represents our sin.
- Sin is anything that God tells us not to do.
- The Bible says "all have sinned and fall short of the glory of God." (Rom. 3:23)
- Our sins separate us from God.

**2** ← → **Open to 'Christ on the Cross'**




- God loved us so much that He sent His only Son Jesus Christ to earth as a man.
- God made Jesus die on a cross to pay for our sins with His blood. He took our sins in His body on the cross so that we could come to God (1 Peter 2:24, 3:18).
- The Bible also says that "God so loved the world that He gave His one and only Son Jesus, that whoever believes in Him shall not perish, but have everlasting life." (John 3:16)
- The Bible says, "God demonstrates His own love for us, in that while we were still sinners, Christ died for us." (Romans 5:8)

**3** ← → **Open to the 'Tomb'**



- Men buried Jesus in a tomb.
- They rolled a huge stone in front of it.
- Soldiers guarded the tomb.

**4** ↑ ↓ **Open to 'Risen Christ'**




- God sent an angel to roll away the big stone and scare away the soldiers.
- God raised Jesus from the dead!
- Soon afterward, God took Jesus back to heaven.
- Jesus has paid the price for our sin, and Jesus has conquered death.

**5** ← → **Open to 'Cross Bridge'**



- Jesus is the only way we can come to God.
- Jesus said in the Bible, "I am the way, and the truth, and the life; no one comes to the Father [God] except through Me." (John 14:6)
- Through Jesus, we can be forgiven of all our sins and be with God forever.
- But just knowing about these things is not enough! We must choose to put our faith in Jesus - to trust in Him to save us from sin.
- If you do not take the step of trusting in Jesus, then your sins are not removed! (Hebrews 4:2)

**6** ↑ ↓ **Open to 'Heaven & Hell'**



- The Bible says that whoever believes in Jesus has eternal life and is not judged. But whoever does not believe in Jesus has been judged already and the wrath of God remains upon him! (John 3:16, 18, 36).
- The penalty for sin is death, but eternal life through Jesus is a free gift from God.
- What choice will you make?
- Trust in Jesus Christ to be forgiven and have eternal life? (point to 'heaven')
- Or reject Jesus Christ and suffer eternal punishment in fire? (point to 'hell')

ASK THE QUESTION:  
**Would you like to trust Jesus right now and be saved?**

(if YES, continue)

(Español)

## Cómo guiar a alguien a Jesucristo usando el Cubo Evangelístico

(¡Use las flechas que aparecen en el cubo para ayudarle a ver cómo abrir las láminas!)

**1** ← → **Muestre 'Hombre en Pecado' separado de 'Dios'**



- Esta luz (señale el lado derecho) representa a Dios.
- Dios es perfecto y sin pecado.
- Dios nos ama!
- Dios no quiere que ninguno de nosotros se pierda sino que tengamos vida eterna.
- Pero se le debe dar una solución al problema del pecado a fin de tener la vida eterna con Dios.
- Esta figura (señale el lado izquierdo) representa a cada persona - usted y yo.
- La oscuridad representa nuestro pecado.
- Pecado es cualquier cosa que Dios dice que no debemos hacer.
- La Biblia dice que "todos pecaron, y están destituidos de la gloria de Dios" (Rom. 3:23).
- Nuestros pecados nos separan de Dios.

**2** ← → **Abra hacia 'Cristo en la cruz'**



- Dios nos amó tanto que envió al mundo a su único Hijo, Jesucristo en forma de hombre.
- Jesús murió en la cruz para pagar por nuestros pecados con su sangre. El cargo nuestros pecados en su cuerpo en la cruz para que pudiéramos llegar a Dios (1 Pedro 2:24; 3:18).
- La Biblia dice: "Mas Dios muestra su amor para con nosotros, en que siendo aun pecadores, Cristo murió por nosotros" (Romanos 5:8).
- La Biblia también dice: "Porque de tal manera amó Dios al mundo, que ha dado a su Hijo unigénito, para que todo aquel que en él cree, no se pierda, mas tenga vida eterna" (Juan 3:16).

**3** ← → **Abra hacia 'la tumba'**




- Los hombres sepultaron a Jesús en una tumba.
- Ellos pusieron una enorme piedra para cerrar el sepulcro.
- Soldados estaban vigilando.

**4** ↑ ↓ **Abra hacia 'Cristo resucitado'**



- Dios envió a un ángel para que corriera la gran piedra y asustara a los soldados.
- ¡Dios resucitó a Jesús de entre los muertos!
- Poco después, Dios llevó a Jesús de regreso al cielo.
- Jesús ha pagado el precio por nuestro pecado, y ha vencido a la muerte.

**5** ← → **Abra hacia 'El puente de la cruz'**



- Jesús es el único camino por el que podemos llegar a Dios.
- Jesús dijo en la Biblia: "Yo soy el camino, y la verdad, y la vida; nadie viene al Padre, sino por mí" (Juan 14:6).
- A través de Jesús, podemos tener el perdón de todos nuestros pecados y estar con Dios para siempre.
- ¡Pero solamente saber estas cosas no es suficiente! Debemos decidir poner nuestra fe en Jesús - confiar en él para que nos salve de nuestros pecados.
- Si tú no das este paso de poner tu confianza en Jesucristo, tus pecados no se eliminan! (Hebreos 4:2).

**6** ↑ ↓ **Abra hacia 'Cielo e infierno'**



- La Biblia dice que quien cree en Jesús tiene vida eterna y no es condenado. ¡Pero quien no cree en Jesús ya ha sido condenado y la ira de Dios está sobre esa persona! (Juan 3:16, 18, 36)
- El castigo por el pecado es muerte, pero la vida eterna a través de Jesús es un regalo gratuito de Dios.
- ¿Qué elegirás?
- ¿Confiarás en Jesucristo para ser perdonado y tener la vida eterna? (señale el "cielo")
- ¿O rechazarás a Jesucristo y sufrirás el castigo eterno de fuego? (señale el "infierno")

HAGA LA PREGUNTA:  
**¿Te gustaría confiar en Jesús ahora mismo y ser salvo?**

(si la respuesta es sí, continúa)



(if yes) The Bible says, "If you confess with your mouth that Jesus is Lord and believe in your heart that God raised Him from the dead, you shall be saved." (Romans 10:9) I can lead us in a prayer to God. Remember, it's not saying the words that saves you; God is looking at your heart for true faith in Jesus. Ready? (if yes) Let's pray:

**"God, thank You for loving me. / I confess that I have sinned against You. / I believe that Your Son Jesus / died on a cross / to pay for my sins, and that You raised Jesus from the dead. / I now put my faith only in Jesus / to forgive me / and save me from my sins. / I confess that Jesus is Lord! / Thank you for your gift of eternal life. / I pray in Jesus' name, / Amen."**

## Assurance of Salvation



### Show 'Heaven & Hell'

- If you took that step of trusting in Jesus Christ today, here's what the Bible says about you: "As many as received Jesus, to all who believed in His name, to them He gave the right to become children of God!" (John 1:12)
- (Point at the hands) Jesus also says, "My sheep hear my voice, and I know them, and they follow Me; and I give eternal life to them, and they shall never perish; and no one shall snatch them out of My hand!" (John 10:27,28)



### (OPTIONAL STEP) Show 'Cross Bridge'

- Jesus also said, "whoever hears My word and believes God who sent Me has eternal life and will not be condemned; he has crossed over from death to life!" (move your finger up the 'cross bridge' into the light, to indicate "crossing over from death to life")

(John 5:24)

To get back to the starting cube position again, just open the "Heaven and Hell" picture!

## Steps for Followers of Christ!



**When the EvangeCube™ is in the starting position, on the back side is this image. Use it to help the new believer grow in Christ!**



### LOVE God and all people.

"You shall love the Lord your God with all your heart, and with all your soul, and with all your mind. This is the great and foremost commandment. And a second is like it: you shall love your neighbor as yourself." (Matt. 22:36-40)



### STUDY the Bible (God's Word) daily.

Start with the gospel of John; read 1 chapter each day. "Like newborn babes, long for the pure milk of the word, that by it you may grow in respect to salvation..."

(1 Peter 2:2)

"If anyone loves Me, he will keep My word" Jesus in (John 14:23)



### PRAY to God constantly.

In prayer you can thank and worship God, ask for His help, confess your sins, and pray for others. "Be anxious for nothing, but in everything by prayer and supplication with thanksgiving, let your requests be made known to God." (Phil. 4:6-7)



### MEET regularly with other Christians.

God commands that Christians meet regularly for worship, prayer, Bible study, and helping each other. "...not forsaking our own assembling together, as is the habit of some, but encouraging one another..." (Heb. 10:25)



### TELL others the good news about Jesus.

God wants us to tell other people how to Have Eternal Life with God by trusting in Jesus to save them from sin. You can use this paper when you talk to others about Jesus! "And He (Jesus) said to them, 'Go into all the world, and preach the gospel to all creation.'" (Mark 16:15)

La Biblia dice: "Si confesares con tu boca que Jesús es el Señor, y creyeres en tu corazón que Dios le levantó de los muertos, serás salvo" (Romanos 10:9). Yo te puedo guiar en oración a Dios. Recuerda, no son las palabras lo que te salvarán; Dios está mirando tu corazón para ver si hay verdadera fe en Jesús. ¿Estás listo? (Si la respuesta es sí) Oremos:

**Dios, gracias por amarme. / Sé que soy un pecador y que he pecado contra ti. / Creo que tu Hijo Jesucristo / murió en una cruz / para pagar por mis pecados / y que le resucitaste de entre los muertos. / Pongo ahora mi fe solamente en Jesús / para que me perdone / y que me salve de mis pecados. / ¡Confieso que Jesús es el Señor! / Gracias por tu regalo de la vida eterna. / Oro en el nombre de Jesús, / Amén.**

## Seguridad de salvación.



### Muestre 'Cielo e infierno'

- Si has dado este paso de confiar en Jesucristo hoy, esto es lo que la Biblia dice de ti: "Mas a todos los que le recibieron, a los que creen en su nombre, les dio potestad de ser hechos hijos de Dios!" (Juan 1:12)
- (Señale las manos) Jesús también dice: "Mis ovejas oyen mi voz, y yo las conozco, y me siguen, y yo les doy vida eterna; y no perecerán jamás, ni nadie las arrebatará de mi mano!" (Juan 10:27, 28)



### (PASO OPCIONAL) Muestre 'El puente de la cruz'

- Jesús también dijo: "El que oye mi palabra, y cree a lo que me envió, tiene vida eterna; y no vendrá a condenación, mas ha pasado de muerte a vida!" (Mueva su dedo atravesando el "puente de la cruz" hacia la luz, para indicar "pasar de muerte a vida")

(Juan 5:24)

¡Para volver a la posición inicial del cubo, abra la figura "Cielo e infierno"!

## ¡Pasos para los que siguen a Cristo!



**Cuando el cubo evangelístico esté en la posición inicial, en la parte posterior está esta imagen. ¡Úsela para ayudar al nuevo creyente a crecer en Cristo!**



### AMA A Dios y a todas las personas.

"Amarás al Señor tu Dios con todo tu corazón, y con toda tu alma, y con toda tu mente. Este es el primero y grande mandamiento. Y el segundo es semejante: amarás a tu prójimo como a ti mismo" (Mateo 22:36-40).



### ESTUDIA la Biblia (la Palabra de Dios) diariamente.

Comienza con el Evangelio de Juan; lee un capítulo por día. "Desead, como niños recién nacidos, la leche espiritual no adulterada, para que por ella crezcáis para salvación..."

(1 Pedro 2:2)

"El que me ama, mi palabra guardará." (Jesús hablando en Juan 14:23)



### ORA a Dios constantemente.

En oración puedes agradecer y alabar a Dios, pedir su ayuda, confesar tus pecados, y orar por otros. "Por nada estéis afanosos, sino sean conocidas vuestras peticiones delante de Dios en toda oración y ruego, con acción de gracias. Y la paz de Dios, que sobrepasa todo entendimiento, guardará vuestros corazones y vuestros pensamientos en Cristo Jesús." (Filipenses 4:6-7)



### REÚNETE regularmente con otros cristianos.

Dios manda que los cristianos se reúnan regularmente para alabarle, orar, estudiar la Biblia, y ayudar a otros. "...no dejando de congregarnos, como algunos tienen por costumbre, sino exhortándonos..." (Heb. 10:25)



### CUENTA a otros las buenas noticias de Jesucristo.

Dios quiere que digamos a otras personas cómo pueden tener la vida eterna con Dios al confiar en Jesucristo para salvarlos del pecado. ¡Tú puedes usar este papel cuando hables a otros acerca de Jesús! "Y les dijo (Jesús): Id por todo el mundo y predicad el evangelio a toda criatura." (Marcos 16:15)

Please give us your testimony:  
testimony@evangecube.org

For more information contact:  
E3 Resources

317 Main Street • Franklin, Tennessee 37064  
615-791-7895 • 888-354-9411



A Ministry of E3 Partners

**www.e3resources.org**

©2006 E3 Resources

Discover an International Missions Experience!

**e3 Mission**  
visit [www.e3partners.org](http://www.e3partners.org)  
or call 1-800-5-I-CAN-GO today!



# CHILD EVANGELISM FELLOWSHIP TRACT

**GOOD NEWS**

**GOD WANTS YOU IN HIS FAMILY**



God loves you.	Admit you are a sinner.	Believe Jesus died for your sin.	Choose to believe on Jesus.
<p>God made the whole world. He made you and loves you.</p> <p>“I have loved you with an everlasting love.” (Jeremiah 31:3)</p>	<p>You were born a sinner and have done sinful things. Sin keeps you apart from God.</p> <p>“All have sinned and come short of the glory of God.” (Romans 3:23)</p>	<p>Jesus Christ, God’s perfect Son, died to pay for our sins and came alive again. He is living today.</p> <p>“Christ died for our sins... and He rose again the third day according to the Scriptures.” (1 Corinthians 15:3,4)</p>	<p><b>A- Admit</b> that you sin.</p> <p><b>B- Believe</b> Who Jesus is and What He has done for you.</p> <p><b>C- Call</b> on Him in prayer and receive Him by faith in His promises:</p> <p>“As many as received Him, to them He gave the right to become the children of GOD.” (John 1:12)</p> <p>“Jesus - I believe You are God. Thank you for loving me and for dying for all my sins. I believe you came alive to give me forgiveness and life with You forever. Come into me right now. Help me to live the way You want. Thank You. Amen”</p>

# FOLLOW-UP MATERIALS

Look in the Follow-up Coordinators Job Responsibility for how to follow-up the children.

Follow-up material for the children who want more information:



**a. The Mailbox Club” free correspondence courses.**

**Free starter lessons:**

- Call 229-244-6812 or online: <https://www.mailboxclub.net> to order free starter lessons. When the starter lesson is completed, it is mailed back to The Mailbox Club. The Mailbox Club will check the lessons and send the next lesson to the child. The child will receive a beautiful certificate after completing ten lessons.

**b. Order Bibles for free with Bibles For Children Inc.**

The purpose of “Bibles for Children Inc.” is to place free Bibles in the hands and homes of un-churched children who do not have Bibles, but want a copy of God’s Word. You are to ask

“If the child has a Bible?” If the answer is “**NO**”, then ask

“If the child would like a Bible?”


If the answer is “**YES**”, then a free Bible(s) will be sent upon request.

To order the Bibles:

Write:

Bibles for Children Inc.  
771 County Road 4  
Oxford, NY 13830

Call: (607) 334-1926



**c. Have a “Jesus” DVD party using “The Story of Jesus for Children”**

**d. “Following Jesus” Curriculum** Six weeks’ worth of material. Download free “follow-up” materials to use after showing the “The Story of Jesus for Children”; Go to <https://www.cru.org/content/dam/cru/communities/inner-city/Following-Jesus-Teacher-Mentor-Complete-Guide.pdf>

**Following Jesus - Evangelism and Discipleship Course for Children** has a complete

Teacher/Mentor” guide which includes children’s activity pages. Also, you can print the activity pages separate from the Teacher/Mentor Guide.

**Teenagers: Contact Youth For Christ for resources.**

# APPENDIX

“Promise” commitment cards with prayer from “ <u>Following Jesus</u> ” curriculum.....	page 72
“ <b>Jesus And Me Everyday</b> ” cards from “ <u>Following Jesus</u> ” curriculum .....	page 73
Clarifying Questions about a Child’s Understanding of the Gospel from CEF .....	page 74
Visual of the “Folded Paper” Gospel Message .....	page 77
English Beaded Bracelet tract .....	page 78
Spanish Beaded Bracelet tract .....	page 78
Beaded Bracelet instructions and charts .....	page 79-84
Checklist for materials.....	page 85
Easter Outreach Event Worksheet.....	page 86
Community Survey and Bible verses .....	page 87
“Sharing Jesus Without Fear”: example of sharing the Gospel .....	page 88



## Promise Card (Commitment Card)

- ☐ I prayed today to ask Jesus to live in me.
- ☐ I already asked Jesus to live in me.
- ☐ I am not ready to ask Jesus into my life.
- ☐ I would like to learn more about Jesus.

NAME: \_\_\_\_\_

ADDRESS: \_\_\_\_\_

\_\_\_\_\_

CITY: \_\_\_\_\_

STATE: \_\_\_\_\_

ZIP: \_\_\_\_\_

☐ BOY   ☐ GIRL   AGE: \_\_\_\_\_

PHONE: (\_\_\_\_\_) \_\_\_\_\_

Please give to your Teacher or Parent

## Promise Card (Commitment Card)

- ☐ I prayed today to ask Jesus to live in me.
- ☐ I already asked Jesus to live in me.
- ☐ I am not ready to ask Jesus into my life.
- ☐ I would like to learn more about Jesus.

NAME: \_\_\_\_\_

ADDRESS: \_\_\_\_\_

\_\_\_\_\_

CITY: \_\_\_\_\_

STATE: \_\_\_\_\_

ZIP: \_\_\_\_\_

☐ BOY   ☐ GIRL   AGE: \_\_\_\_\_

PHONE: (\_\_\_\_\_) \_\_\_\_\_

Please give to your Teacher or Parent

Scissors icon Cut or Tear Here

## My Prayer

### Today I prayed this prayer:

Dear God,  
I believe Jesus is Your Son. Thank you  
that Jesus died on the cross for all the  
wrong things I have thought and said and  
done. Please forgive me for my sins. I ask  
Jesus to be with me and to live in me  
always. Help me to be the kind of person  
You want me to be. Thank you for  
answering my prayer. Amen.

My Name: \_\_\_\_\_

Date: \_\_\_\_\_

Keep in your Bible

Scissors icon Cut or Tear Here

## My Prayer

### Today I prayed this prayer:

Dear God,  
I believe Jesus is Your Son. Thank you  
that Jesus died on the cross for all the  
wrong things I have thought and said and  
done. Please forgive me for my sins. I ask  
Jesus to be with me and to live in me  
always. Help me to be the kind of person  
You want me to be. Thank you for  
answering my prayer. Amen.

My Name: \_\_\_\_\_

Date: \_\_\_\_\_

Keep in your Bible





## Jesus And Me Everyday

When you ask Jesus to forgive you and invite Him to be with you, He really is with you now and always. He always keeps His promises. In the Bible Jesus makes many promises to help you be certain about your relationship with Him. Here are two of His promises:

"I am with you al ways." Matthew 28:20

"I will ne ver leave you." Hebrews 13:5

As you begin this new life with God and His Son Jesus, God will help you make the right choices. Here is another promise from God's book the Bible:

"God is working in you to help you want to do what pleases Him. Then He gives you the power to do it." Philippians 2:13

Bible Verses from International Children's Bible



## Jesus And Me Everyday

When you ask Jesus to forgive you and invite Him to be with you, He really is with you now and always. He always keeps His promises. In the Bible Jesus makes many promises to help you be certain about your relationship with Him. Here are two of His promises:

"I am with you al ways." Matthew 28:20

"I will ne ver leave you." Hebrews 13:5

As you begin this new life with God and His Son Jesus, God will help you make the right choices. Here is another promise from God's book the Bible:



"God is working in you to help you want to do what pleases Him. Then He gives you the power to do it." Philippians 2:13

Bible Verses from International Children's Bible


# CLARIFYING QUESTIONS?

If a child comes to you, ask the child: “*What do you want to talk to me about?*”

Before a child prays to accept Jesus as his/her Savior, **be sure the child understands his/her need of Jesus?** (This is a time for the **child to explain** what he/she knows.) Clarifying questions **you can ask:**

- (Yellow bead) 
  - **What does the Yellow bead mean to you?**
    - Heaven, always light, no darkness (not have to be afraid)
  - **What do you know about Heaven? Why would you want to live there someday?**
    - God’s home, where Jesus lives, God is always good, Heaven is always good. It is also always light and always safe. Heaven is where I can best experience God’s love all the time.
  - **Who is Jesus?**
    - The Son of God; He has a wonderful plan for me and loves me. He is perfect, he always does what is good and right.
  - **Why do you need Jesus?**
    - Only way to Heaven; only way to be in God’s family forever; Jesus is God; He is perfect/never sinned; He loves me and has a plan for me to do good things. He is the only One who can forgive or cleanse me from my sins, because He never sinned and because He came back to life after being punished for our sins.
- (Speckle bead) 
  - **What does the Speckled bead mean to you?**
    - Impurities in my life, sins (things I have said, thought or done that are wrong) I have committed.
  - **What keeps you from going to heaven?**
    - My sin. There is no sin in heaven. Sin keeps me out of heaven. Sin separates me from God.
  - **What is sin?**
    - Things I have said, thought or done that make God sad because they were wrong. Breaking the rules. Disobeying.
  - **What are the consequences of sin?**
    - Our sins deserve to be punished. The punishment is being separated from God. We cannot be in God’s forever family. There is no relationship with God because God is perfect and because there is no sin in heaven where Jesus lives.
  - **Have you ever sinned or done anything wrong?**
    - Yes. (If they say “no”, than they are not ready to trust in Jesus.)

**Be sure the child understands the way of salvation?**

- (Red bead) 
  - **What does the Red bead mean to you?**
    - Jesus Christ’s love and his blood; Jesus died for our sins; through Jesus we can be saved/He forgave us
  - **What did Jesus do for you?**
    - He was punished in my place, for my sins, by dying on the cross.
  - **Why is Jesus the only one who could pay for your sin?**
    - Because He never sinned. He had no sins of His own so He is the only one who could volunteer to be punished in my place.

**If the child understands – lead in a simple prayer to express his or her faith. Explain to the child that saying a prayer is talking to God.**

- **Would you like to pray now and talk to God about what you believe?** What do you want to say to Jesus? Let the child say his/her prayer; then you can have the child repeat the following pray after you, line by line.

**Dear Jesus, I love you. Thank you for dying on the cross for my sins. Thank you for rising from the dead on Easter morning so that I can have eternal life. Forgive me for the wrong things that I have done, said or thought. I want to ask you to come into my life. Help me to obey your teachings and be the loving person you want me to be. Amen.**

**After a child prays, for assurance of salvation ask:**

- (Clear bead) ○
  - **What does the Clear bead mean to you?**
    - When we believe/trust in Jesus our sins are forgiven/cleansed. The penalty for our sins has been removed.
  - **What has Jesus done for you?**
    - Died on the cross for all of my sins. Cleansed me from sins. Adopted me into His family. Made it possible for me to live with Him someday in Heaven.
  - **How do you know?**
    - Jesus is God. He does not lie. He is perfect. He has never done anything wrong. He has promised in His Word, the Bible that He would forgive me, let me into Heaven; and let me be His child if I trusted in Him.
  - **How do you know you have eternal life, that you will live in His family forever?**
    - Eternal life is forever/it never ends. Jesus promised in the Bible that I would have eternal life; be in His family forever if I trusted in Him. He would not lie.
- (Green bead) ●
  - **What does the Green bead mean to you?**
    - Things that grow; There are things that I can do to grow in order to know God/Jesus better.
  - **Jesus knows you and loves you. What can you do to get to know and love Jesus better?**
    - Read His Word, the Bible to get to know Him better
    - Go to church and spend time with other people who love Him
    - Obey Him
    - Tell others how they can be in His family
    - Pray/talk to Jesus (can talk to Him about anything)

**When you VISIT the child, again ask clarifying questions to see if the child understood what it meant when he or she had prayed to receive Jesus as his/her Savior. Asking clarifying questions is a good way to begin the discipleship process.**

**For assurance after salvation:**

- What has Jesus done for you?
- How do you know?
- How do you know you have eternal life?

If the child is confused and cannot answer these questions, go over the gospel tract with them again. Then review the questions at the top of the page and see if the child is ready to trust Jesus as his or her Savior.

**When you VISIT the child, again ask clarifying questions to see if the child understood what it meant when he or she had prayed to receive Jesus as his/her Savior. Asking clarifying questions is a good way to begin the discipleship process.**

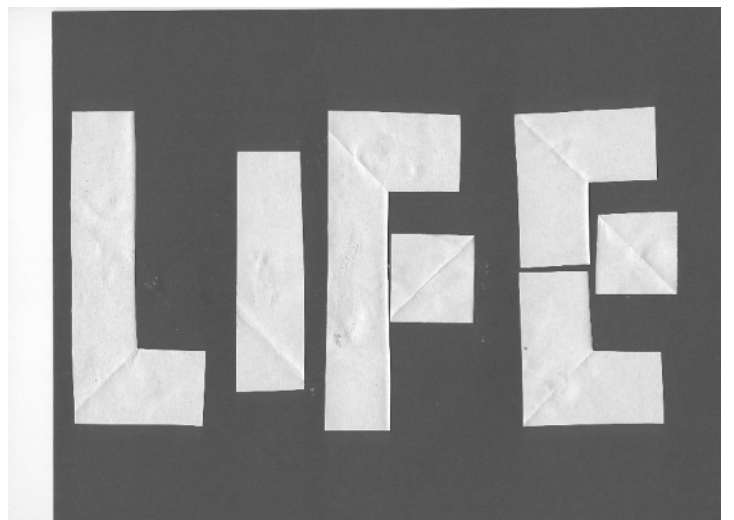


**For assurance after salvation:**

- **What has Jesus done for you?**
- **How do you know?**
- **How do you know you have eternal life?**

If the child is confused and cannot answer these questions, go over the gospel tract with them again. Then review the questions at the top of the page and see if the child is ready to trust Jesus as his or her Savior.




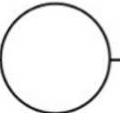

### **Free Follow-up Bible Studies for children:**

1. **Child Evangelism: “The Mailbox Club”** <https://www.mailboxclub.org/J336/index.php/lesson-signup-children-4-13>; (can register children on-line)
2. **“Following Jesus” Evangelism and Discipleship Course**, “The Complete Teacher/Mentor” Guide with Children’s activity pages <http://www.jesusforchildren.org/mentor/pdf/completeguide03.pdf>





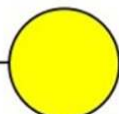


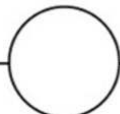
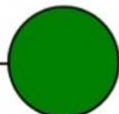
# The Good News Bracelet

				
<b>Yellow</b>	<b>Speckle</b>	<b>Red</b>	<b>Clear</b>	<b>Green</b>
God loves you! He is the light of the world.	Specks represent impurities (sins) in one's life	Christ shed His blood & died for us to save us from our sin.	When you receive Jesus, your sins are forgiven.	Now you can grow in Christ!
John 3:16 John 8:12	Romans 3:23	Romans 5:8	John 1:12	2 Peter 3:18

A Prayer of How to Receive Christ:

Dear Jesus, I love you. Thank you for dying on the cross for my sins. Thank you for rising from the dead on Easter morning so that I can have eternal life. Forgive me for the wrong things that I have done, said or thought. I want to ask you to come into my life. Help me to obey your teachings and be the loving person you want me to be. Amen.

# El Brazalete de la Salvación

				
<b>Amarillo</b>	<b>Salpicado</b>	<b>Rojo</b>	<b>Transparente</b>	<b>Verde</b>
Dios te ama; el es la luz del mundo.	Los puntos representan impurezas (pecados) en la vida de uno	Cristo derramo su sangre y murió por nosotros para salvarnos del pecado.	Cuando recibes a Jesús, tus pecados son perdonados y ahora tienes la luz del mundo.	Ahora puedes crecer en Cristo.
Juan 3:16 Juan 8:12	Romanos 3:23	Romanos 5:8	Juan 1:12	2 de Pedro 3:18


Oración de como recibir a Cristo:

Amado dios, yo creo que Jesús es tu hijo. Gracias porque el murió en la cruz por todas las cosas malas que he pensado, dicho y hecho. Por favor perdona mis pecados. Te pido que Jesús este conmigo y viva en mi para siempre. Ayúdame a ser la persona que tú quieres que sea y gracias por escuchar mi oración. ¡Amen!

## **Large colored dots for the Beaded Bracelet Gospel Message:**


### **Suggestions:**

1. If the manual does not have different color dots, but is black and white, than cut out the circles and glue the appropriate color of construction paper behind the openings.
  - a. Or you can use different color
    - i. large poster boards
    - ii. balloons
    - iii. shirts (each person wears a different color shirt/ white for clear)
    - iv. a gallon of water can be used for the clear color (you want water to be pure before drinking it)
2. Cut out the center of the clear circle and tape/glue clear plastic to cover the circle. We cut up a blank transparency page and taped to the back side of the clear circle.
3. We cut up the explanation of each bead and glued it to the corresponding back side of each dot. ☺




**YELLOW**






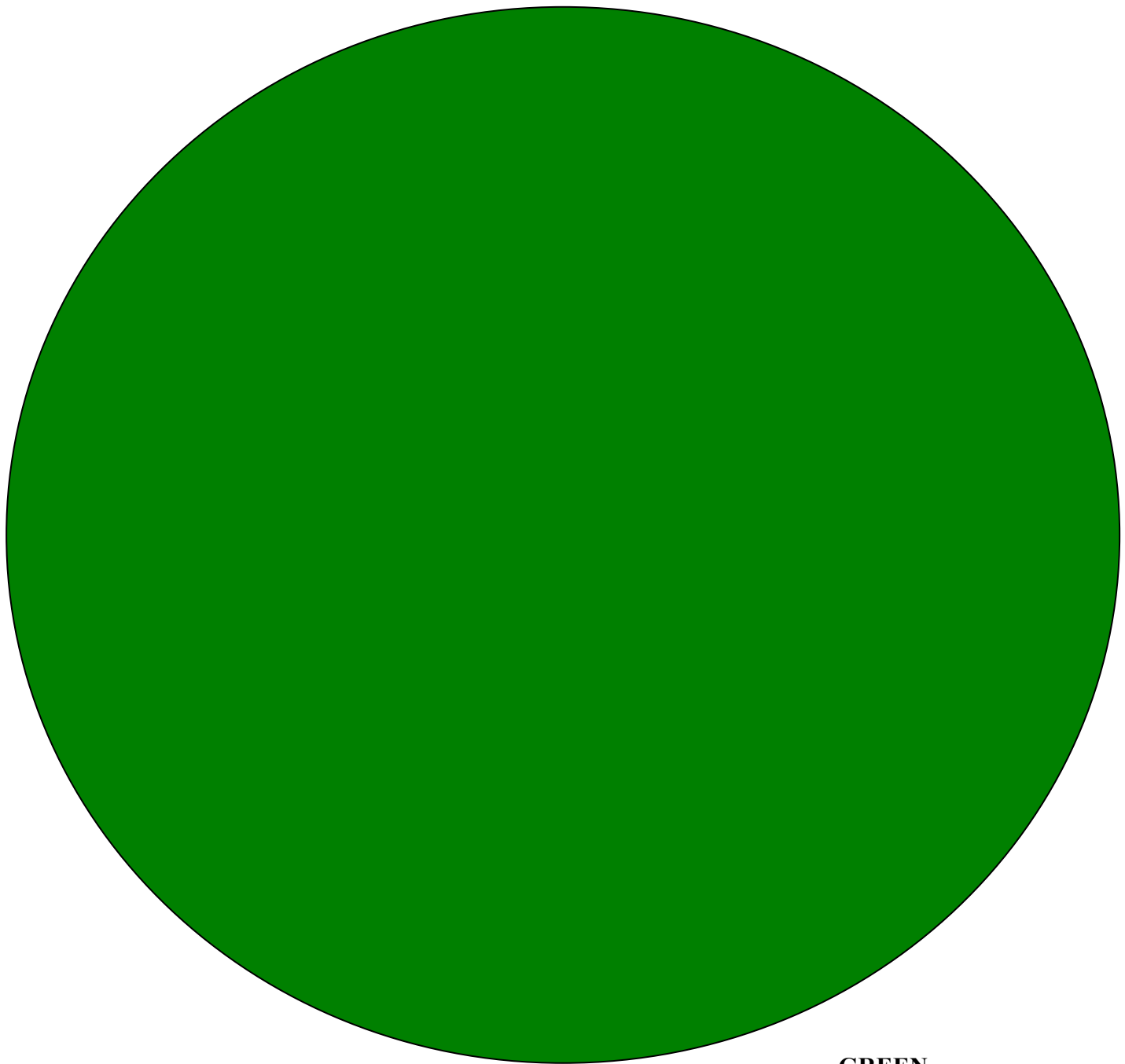
**SPECKLE**



**RED**



**CLEAR**



**GREEN**

## Checklist – What to bring to the outreach

- ☐ Prayer Warriors
- ☐ Name tags and markers for the volunteers and children (if held at the church)
- ☐ Snacks: i.e. popcorn, water, cups, some candy, cupcakes, trash bags & paper towels
- ☐ Easter Bags
- ☐ Promise Cards
  - (best if there is a Promise Card in each Easter bag to eliminate someone having to remember to bring them)
- ☐ **Jesus And Me Everyday** cards - (for the children who receive Christ)
- ☐ Pencils or pens - to fill out the Promise Cards (can put a golf pencil in each Easter bag)

### Welcome Activity supplies (depend on which activity you choose)

- ☐ Jesus Arises: picture pages, crayons, Styrofoam cups, scissors, glue, straws or popsicle sticks
- ☐ Chick & Butterfly: yellow grass, glue, markers, clothes pin with spring, coffee filters
- ☐ Celebration Shaker: paper plates, crayons, ribbon, hole punch, dry beans
- ☐ Other Activity pages: pencils
- ☐ Face paints: paints, brushes, sketches of ideas to paint, paper towels, water

### Games: (depend on what games you choose)

- ☐ Masking tape if playing games to mark off the start and finish lines
- ☐ Plastic or hard boiled eggs, plastic spoons, rolled, taped newspaper
- ☐ 2 Burlap bags
- ☐ 2 Bandannas
- ☐ 4 Egg shaped cardboard pieces large enough to step on
- ☐ Sets of Memory verse cards and a poster/white board with the whole verse on it

### Skits:

- ☐ Masking tape: to mark the boundaries
- ☐ Newspaper, treasure book with stones in it, verse Rev. 2:17b, roll(s) paper towels
- ☐ Spoiled bread, suitcase and items to put in it, towels
- ☐ Actors

### Gospel supplies:

- ☐ Resurrection eggs, actors, extra plastic eggs for Easter egg hunt, and candy
- ☐ A large 4 Circle chart for speaker; little blank charts, one for each child to make his or her own, crayons
- ☐ Folded/Torn paper message: large paper for speaker; smaller pages - one for each child to practice, glue sticks and extra paper for children to glue “life” on a page
- ☐ A large set of Beaded bracelet charts for speaker; cord cut in 13” strips & 5 pony beads/Ziplock bag, beaded bracelet tract
- ☐ **Promise cards**, pencils, and “**Jesus And Me Everyday**” cards
- ☐ Door prize
- ☐ Bucket to collect the Promise cards & pencils and to use for the door prize
- ☐ The Story of Jesus Video

# Easter Outreach Event Worksheet

**Type of Outreach:** (i.e. party, picnic, community survey, outreach at an apartment complex; go to homes of people who have visited your church,)

**Location:** \_\_\_\_\_

**Date:** \_\_\_\_\_

**Time:** \_\_\_\_\_

**Gospel Presentation Method:** \_\_\_\_\_

**Job Assignments:**

**Director:** \_\_\_\_\_

**Prayer Coordinator:** \_\_\_\_\_

**Administrator:** \_\_\_\_\_

**Game Coordinator:** \_\_\_\_\_

Welcome Activities: \_\_\_\_\_

3 games: \_\_\_\_\_

**Music Coordinator:** \_\_\_\_\_

2 interactive songs: \_\_\_\_\_

**Food Coordinator:** \_\_\_\_\_

**Sharing the Gospel Coordinator:** \_\_\_\_\_

**Whole group - Gospel presentation Speaker:** \_\_\_\_\_

**Small Group Leader** (age group ): \_\_\_\_\_

**Small Group Leader** (age group ): \_\_\_\_\_

**Small Group Leader** (age group ): \_\_\_\_\_

**Gospel Activity used by small group leaders while asking clarifying questions:**

\_\_\_\_\_

**Follow-Up Coordinator:** \_\_\_\_\_

**Bible study/club curriculum to be used to follow-up new believers:**

\_\_\_\_\_

**Location of Bible study?** (child's home, park, church...) \_\_\_\_\_

**What will it be called?** I.e. Bible Club \_\_\_\_\_

**How many weeks will it last?** \_\_\_\_\_ **What time each week?** \_\_\_\_\_

**Who will help with follow-up of new believers?** \_\_\_\_\_

**Remember there should always be several people meeting together; never one adult to one child. Meet in a public place. Parent's written permission is always needed. Have Background Checks for adults working with children.**

# **Easter Egg Extravaganza**

## **Community Survey**

This is a very simple way to get children involved in evangelism. (These could be the children in children's church or a Sunday school class.) Ask them about a month before Easter what friends of theirs are not involved in a church. Each child is assigned to find two or three kids a month before Easter. These kids could be from the same family. The week before Easter, assign adults from the church to go with the children from the class. They will take Easter bags to the homes of the children's friends that were recommended. The children can pray and keep the younger children occupied while the adult can share a community survey with the adult of the household they are in. The adult introduces him/herself. The kids know each other, so it is a natural transition.

**Here are the four community survey questions:**

- 1. What is the biggest problem in the community or neighborhood?**
- 2. What do you think is the reason people attend church or a religious group?**
- 3. To what groups do you think the church needs to give more attention?**
  - a. Preschool**
  - b. Children**
  - c. Youth**
  - d. Young Adults**
  - e. College**
  - f. Senior Citizens**
  - g. Other**
- 4. What do you think it takes for a person to go to heaven?**
  - a. Faith in Jesus answer – Jesus paid for our sins**
  - b. Don't know/doubt**
  - c. Works**

Do not give them the answers, but listen to them and see which category they fall under. Then depending on their answer you can say, "May I share with you how the Bible answers these questions?" (Can use a gospel tract or the Bible\*. ) "**Sharing Jesus Without Fear**", on the next page, recommends an easy and quick method to sharing the Gospel if you use the Bible.

You can engage the children to pray and keep little ones quiet. Before you leave, give the children the Easter bags and show them what is inside. If you have included a children's tract, then you ask the parents if they will read it to their children.

# “Share Jesus Without Fear” - by William Fay

**5 Questions** that may help you to understand what a person is already thinking, before you talk to them about the Gospel.

1. **Do you have any kind of spiritual beliefs?**
2. **To you, who is Jesus?**
3. **Do you think there is a heaven or hell?**
4. **If you died, where would you go?**
5. **If what you were believing is not true, would you want to know?**
  - **If the answer to #5 is “NO”,** thank them for answering the questions. You can tell them that you will be praying for them. You have not failed. You have been obedient to share the Gospel; the results belong to God.

**If the answer to #5 is “YES”,** then ask, *“May I share some Scriptures with you?”* Share “Four Spiritual Laws” or Scripture with them.

Turn to the verses in the order written down. It is helpful if you have the first verse written in the front of your Bible to remind you where to start. After reading a verse, have the following verse written in the margin to tell you where to go next. With each verse, ask the person to read the verse and tell you what it means. Then move on to the next verse. You do not have to add anything. You can let Scripture speak for itself.

## **Example:**

You say:       *“Read this verse aloud.”*  
Person:       Reads the verse aloud.  
You say:       *“What does the verse say to you?”*  
Person:       Answers correctly.  
                    (Have them reread it if the answer is not correct, maybe pointing out a few words.)  
You turn to the next verse and repeat the process.

## **Bible verses to look up with the person:**

- |   |                              |
|---|------------------------------|
| 1. <b>Romans 3:23</b>   | 4. <b>John 14:6</b>          |
| 2. <b>Romans 6:23</b>   | 5. <b>Romans 10:9-11</b>     |
| 3. <b>John 3:3</b> Ask the question, <i>“Based on what we have read so far, why did Jesus have to die?”</i> | 6. <b>2 Corinthians 5:15</b> |
|   | 7. <b>Revelation 3:20</b>    |

After they explain the last verse.

You ask, *“Are you ready to invite Jesus into your heart and life?”*

If yes: Say a prayer line by line and have them repeat each line after you:

*“Heavenly Father, I have sinned against you. I want forgiveness for all my sins. I believe that Jesus died on the cross for me and rose again. Father, I give you my life to do with as you wish. I want Jesus Christ to come into my life and into my heart. This I ask in Jesus’ name. Amen.”*