



# *PowerPacks*



## Training Manual



## Los Angeles, CA

Cru Inner City  
5200 S Central Ave, Los Angeles, CA 90011  
(213) 840-8553 <https://losangeles.cru.org/innercity>



---

# **Table of Contents**

**Vision and Purpose.....3**

**Contents of a PowerPack.....3**

**Sample Flyer.....4**

**Setting Up Stations.....5**

**Reaching Out to Parents.....6**

**Asset Based Survey.....7**

**Sharing Your Faith with Kids.....8**

**Planning Your Outreach.....13**

**Follow Up.....15**

**Additional Resources.....24**

---

## Vision: Purpose of PowerPacks

Powerpacks™ is a tool to connect with your neighborhood and meet a felt need. It is a relationship building tool to sow the seed widely for God's love for your neighborhood in order to find the 'person of peace' (Luke 10:1-7) who is open to sharing their lives with you. It is a great tool to reach out to the kids who receive the backpack and their parents who come with them.

God cares deeply about our mind and having the tools for our education is a crucial.

***Matthew 22:37 Jesus replied, "You must love the LORD your God with all your heart, all your soul, and all your **MIND.**" NLT (emphasis added)***

## Contents of a Powerpack

This outreach tool helps families with back-to-school necessities. The basic school supplies. PowerPacks are backpacks filled with school supplies for "at risk" students. Each PowerPack™ contains the following items:

- 1 Pack of 4 Spiral Notebook (Wide- Ruled)
- 1 Package (150 Pages) of Filler Paper (Wide-Ruled)
- 4 Twin Pocket Folders
- 8-12 #2 Pencils
- Crayons– 24 count
- 1 Ruler
- 1 Bar Eraser
- 2 Small Glue Sticks
- School Glue (4 oz.)
- Small Scissors
- Pencil Pouch
- 1 Gospel Bead Bracelet with Bi-lingual explanation card



## Flyer

Here is a flyer you can use to customize for your outreach





# Setting Up Stations

Powerpack outreaches will happen in a variety of settings- at your church, at a park, through the after school program etc. This is a great opportunity to setup a variety of stations to care for the whole family. Here are a few ideas for stations you can setup to help engage the guests who come.

1. Table for Powerpack Giveaway.



2. Station for Gospel Bead Bracelets



3. Refreshments and snacks



4. Prayer Table Station



5. Crafts



6. Games





---

# **Reaching out to the Parents**

As a Body of Christ our goal is to be people who are welcoming and who seek to be a community that represents Jesus through the way we interact with each other. We want to be a community that people who are new can feel loved and known. A way to do this is by being a good listener and asking good questions. Throughout scripture we see how Jesus would take time and sit with people and was intentional in getting to know them and asking them questions, and we want to do the same. The Asset Based Survey below provides some questions that can be helpful in getting to know people. You will find that some of the questions are deeper than others; so as you think through your setting, you can pick a few to just remember to ask and then remember to listen to the response.

## **Hospitality**

- Refreshments Table
- Prayer Table
- Parent Area



---

# Asset Based Survey

What do you like about your community?

---

---

---

What is something positive for which this community is known?

---

---

---

What is something negative for which this community is known?

---

---

---

What skills and abilities do you have?

---

---

---

How do you think your skill(s) could be used to benefit the community?

---

---

---

Why do you think God blessed you with this(these) skill(s)?

---

---

---

What are your thoughts about God?

---

---

---

If it were possible to know Him better, or personally, would you like to?

---

---

---

Circle one option below:

I have a short booklet on how I believe we can know God. May I share it with you?

OR

Can I share a bit of my story and how I came to know God?

---

---

# Sharing Your Faith with Kids

## Gospel Bead Bracelets

### Supplies:

1. 5 pony beads: one yellow, one blue, one red, one clear, and one green
2. One 13" cord (You may want to get some larger pieces of cord for older kids.)
3. One tract with the significance of the color of the beads explained on it.
4. 5 large charts with a large dot for each color (could be 5 different colored balloons, construction paper, colored water, tee-shirts)
5. Plastic bag that will hold the beads and cord.
6. Easter bags
7. "Promise" commitment cards and pencils (one card/child)
8. A prize for the drawing
9. "Jesus and Me Everyday" card (one card/child who accepts the Lord)

### Speaker:

- Explain to all of the children that you are going to describe 5 dots/colors to them.
- Then they will have a chance to explain the dots to an adult, so they need to listen carefully.
- Holds up a chart with a yellow dot and explain the significance of that color.

Continue through all of the charts. (or can use balloons or different color shirts)

Explanation of the Beads (verses from the New American Standard Bible)

### Yellow bead



John 8:12 'Then Jesus again spoke to people, saying, "I am the Light of the world; he who follows Me will not walk in the darkness, but will have the Light of life' God also loves you & me.

- Yellow is the color of sunlight. It reminds me of God's light. As I walk in His light, He shows me His plan for my life. Like the sun, God's light keeps us from stumbling in the dark.
- God loves you and has a wonderful plan for your life. John 3:16
- God's plan is that you would be His friend and live with Him forever. He wants each one of us to be with Him in Heaven someday. In heaven there is no darkness, because Jesus is the light. His light shows us the best way to live now and when we are in heaven.
- Jesus said, "I have come that you may have a joyful, happy life" (a life that is satisfying because of a relationship with Jesus; not dependant on circumstances) John 10:10



- 
- But not all boys and girls have this kind of joyful, happy life.

### Blue bead



Romans 3:23 “All have disobeyed God and have not lived up to the perfect goodness of God”

- The Blue bead tells why not all boys and girls are living this kind of a happy, joyful life.
- It reminds me of sadness. When we do things that are disobedient, it makes God sad. It is called “sin” when we think, say or do wrong things, ignore our parents and do what we want, or when we steal, lie or cheat. That is a problem for me. I’ve done wrong things. This blue bead reminds me of the sin in my life. It makes me sad that I have thought, said, or done things that are wrong. Sin is like dirt/garbage in a bottle of water. No one wants to drink it.
- God’s Word says that “All have disobeyed God and have not lived up to the perfect goodness of God” Romans 3:23
- I cannot have a friendship with God while I have a sin in my heart. God’s Word says, “The wages of disobedience is death (spiritual separation from God)” Romans 6:23 We each deserve to be punished for the wrong things that you and I have done.
- This is NOT Good News, is it? And I told you this was a Good News Bracelet.
- Remember God loves you and has a wonderful plan...

### Red bead



- The red bead reminds me of Jesus and His blood. Jesus shed His blood and died for us to save us from our sins.
- Jesus is special in many ways. He did many amazing miracles: healed sick people, stopped a storm, gave sight to blind people, and raised the dead people back to life. He is the only one who always obeyed God in everything.
- Because He was perfect, Jesus did what no one else can ever do. He took our punishment for all the wrong things we have ever done. Jesus chose to die for us, as a sacrifice to pay for our disobedience.
- God’s Word says that “God shows His love for us, while we were still disobedient Jesus died for us. We have been saved from the punishment of our disobedience by the blood of Jesus.” Romans 5:8-9
- Jesus was buried and came alive again. That is why He can say, “I am the way, the truth and the life. No man, woman, boy or girl can come to God, the heavenly Father, except by Me.” John 14:6

---

### Clear Bead



- The clear bead reminds us that when we receive Jesus our sins are forgiven. It's like God washed away all of our sins. We have been cleansed by His forgiveness of our sins.
- How can you have a clean life like this? (Compare the dirty bottle of water with a pure unopened bottle of water.) This is what Jesus does with our sins: forgiven & gone.

A – ADMIT to God that you have disobeyed Him and now want to obey.

B – BELIEVE that Jesus is God and that He made it possible for your sins to be forgiven by being punished in your place, for your disobedience.

C – CALL on Him. Ask Him to clean your sinful heart and give you a new life.

- You could pray (talk with God) in your own words, by saying something like this:

“Dear God, I believe Jesus is Your Son. Thank you that Jesus died on the cross for all the wrong things that I have thought, said or done. Please forgive me for my sins. I ask Jesus to be with me and to live in me always. Help me to be the kind of person You want me to be. Thank you for answering my prayer. Amen.”

John 1:12 “But as many as received Him, to them He gave the right to become children of God, even to those who believe in His name,”

### Green bead



2 Peter 3:18 “but grow in the grace and knowledge of our Lord and Savior Jesus Christ”

- Green reminds me of things growing.
- When you ask God to forgive you, He cleans your heart. You become God's special friend, forever. God wants you to get to know Him better and grow to be more like Him.
- These four things will help you grow in your friendship with God.
  1. Pray (talk to God) every day, telling Him about things that are going well and the problems you are having. Ask Him to take care of your problems.
  2. Read and obey God's Word (the Bible) so you know what God says and then do it.
  3. Tell others about Jesus.
  4. Meet regularly with other people who believe in Jesus, maybe in Bible Study or in a church in your neighborhood.



---

**Personal Invitation to Accept Jesus: Children get into small groups.**




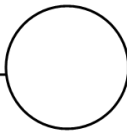

- Adults have an Easter bag for each child in their group.
- Have the children get into small groups or have one adult paired with one child:
- The adult/teenager gives the child a plastic bag with the beads, cord, and a gospel tract with the meaning of the beads on it, taken from inside the Easter bag.
- Have the child first take out the cord and tie a knot about 5 inches from one end.
- Using the Clarifying Questions on page 56, have the child(ren) put on the yellow bead and the child explains what it means. Then have the child put on the other beads in the correct order, explaining what each bead means. If a child has difficulty remembering what a color means, ask another child in the group to help with the answer. If no one can give the answer, then explain it to them.
- Correct order of beads: yellow, blue, red, clear, green. Take out ONE BEAD at a time.
- When you have completed the beads, tie a knot in the opposite end of the beads and then place it on the child.
- Tell them when we accept Jesus' forgiveness of our sins and believe that He is God, we can say a prayer and become a member of God's family. (page 54 or 59 & 60)
- Read the prayer from the tract that came with the beads or the prayer on the Promise Commitment Card to the child(ren). They need to hear the prayer first before agreeing to say it. (Ask some of the clarifying questions at the top half of page 56 in Appendix.
- For those children who are ready to accept Jesus as their Savior, give the child(ren) an opportunity to pray by repeating the prayer after you. Don't have children pray who do not understand or are not ready.
- Fill out all of the "Promise" Commitment Cards for each child and turn in the top half of the commitment cards. Let the child keep the bottom half of the card.
- Have a drawing for a prize with the top half of the commitment cards that were turned in.
- Give out the "Jesus and Me Everyday" card to the children who prayed. (optional)
- If you have not given the Easter bags to the children, do so now.
- Make sure all of the Promise commitment cards are given to the Follow-up coordinator after the drawing.

You can ask our team for more bracelet kits or order more from:

Fire Mountain Gems & Beads (800) 423-2319 in Oregon (this company is slightly cheaper) or  
Bhens Products Co. in New York (212) 532-6820



### The Good News Bracelet

				
<b>Yellow</b>	<b>Blue</b>	<b>Red</b>	<b>Clear</b>	<b>Green</b>
God loves you! He is the light of the world.	Your sin makes you sad. It makes God sad, too.	Christ shed His blood & died for us to save us from sin.	When you receive Jesus, your sins are for- given.	Now you can grow in Christ!
John 3:16 John 8:12	Romans 3:23	Romans 5:8	John 1:12	2 Peter 3:18





---

## Planning your outreach

- Who will we target with this outreach?
- On what day will the outreach take place, at what time, and for how long?
- What roles and responsibilities are involved?
- What leaders and volunteers will fill those roles and responsibilities?
- What training do our volunteers need and when will it happen?



PowerPacks™

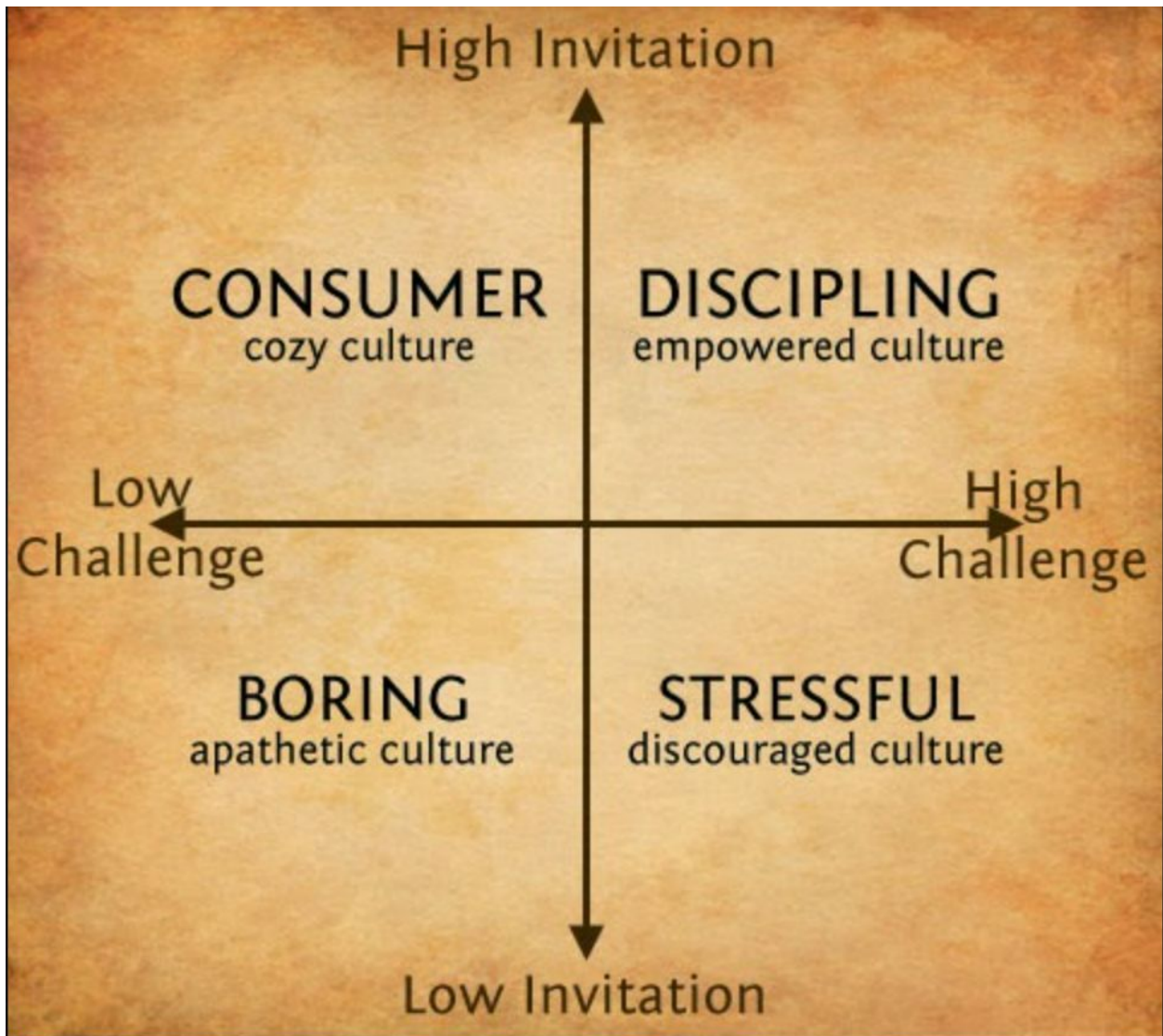
---

- What supplies and materials are needed? (Prayer/contact cards, surveys, evangelism supplies, church information, etc.)

- What will we do to follow up with individuals and/or families that attend, especially those who make a decision for Christ?

## Follow Up

Our goal is to create a discipling culture where we offer high challenge and high invitation, just as Christ did. The Powerpack is an opportunity for high invitation- it is a gift they are invited to receive. It is important to offer challenge as well. This could be the challenge of being a part of a small group, attending a Sunday service, helping to serve and clean up after the event etc. This is how we can find people who are open to discipleship.





---

# Follow-up

Sample survey and contact card

Name \_\_\_\_\_ Date \_\_\_\_\_  
Gender      Male      Female      Would rather not say  
Approximate Age: \_\_\_\_\_ Language spoken at home: \_\_\_\_\_  
Address \_\_\_\_\_  
City \_\_\_\_\_ State \_\_\_\_\_ Zip \_\_\_\_\_  
Telephone # \_\_\_\_\_ Email \_\_\_\_\_

Would you like someone from the church to visit you?      Yes      No

Would you like more information about: family counseling \_\_\_\_\_ academic help for kids \_\_\_\_\_  
activities for teens \_\_\_\_\_

Are you Interested in a one-on-one or group Bible study?      Yes      No





PowerPacks™

---

Suggested back of survey:

To be completed by the ministry follow-up/discipleship coordinator:

Contact made by: \_\_\_\_\_

Interested?: Yes No

Received Christ?: Yes No

Re-Dedicated?: Yes No

---

# Follow-up

A couple of reminders

## **Include an invitation to receive Jesus:**

It can be easy to get through a presentation of the gospel or through sharing a testimony without actually asking a person if they would like to know God personally. We are not presenting facts but rather an opportunity to enter into relationship with our Lord and Savior. If an invitation is not given it can't be received.

If a person responds positively to the invitation then you can guide them to pray to receive Christ. The sample invitation is below:

### How do you receive the free gift of Jesus Christ?

"Believe in the Lord Jesus, and you will be saved..." (Acts 16:31). We can receive Jesus Christ by personally inviting Him into our lives. Jesus said "Here I am! I stand at the door and knock. If anyone hears My voice and opens the door, I will come in..." (Revelation 3:20).

If you would like to accept Jesus' free gift and become a child of God, you can pray this prayer now.

*"Lord Jesus, I need you. Thank you for dying on the cross to pay the penalty for my sins. I ask forgiveness for my sins and receive you as my Savior and Lord. Thank you for giving me the gift of eternal life. I want to turn and live a new life with you as my Lord and Savior. Thank you, Jesus. Amen."*

If you prayed this prayer to receive Jesus Christ as your Savior, congratulations! When you sincerely ask Jesus Christ to be your Savior, He comes into your life spiritually, and you become a child of God. "And this is the testimony: God has given us eternal life, and this life is in His son. He who has the Son has life; he who does not have the Son of God does not have life." (1 John 5:11-12). You may or may not feel any difference right away, but if you truly have asked Christ to be your Savior, your sins are forgiven and you are a child of God.

If a person reacts negatively to an invitation to receive Christ be sure to ask if they have any questions. Their response might indicate confusion or a need for more information rather than a simple rejection of the gospel. Assure people that they can respond to Christ on their own at any later time.



---

**For those who receive Christ:**

- Assure them of their salvation. (1 John 5:10-13, Hebrews 13:5) The way we feel about God and the truth may change from time to time, but God's Word, the Bible, is certain. It never fails. God is rock solid.
- Share with them how to begin growing in their relationship with Jesus. Encourage them to talk to God in prayer, spend time reading His Word, obey what they know to be God's desires for their lives, share their faith with others, find fellowship with other believers, and to let the Holy Spirit help.
- If possible, try to follow up personally with a phone call or visit. God has utilized you to draw a person to Himself. You are a gatekeeper of sorts for that new believer as you help them to enter into their new life in Christ. Your follow-up is a great encouragement and example for them as they begin their faith journey.
- Invite them to your church. The task of raising a disciple by oneself is daunting. This is why the Church exists: to help us "hold fast the confession of our hope without wavering, for he who promised is faithful. And let us consider how to stir up one another to love and good works, not neglecting to meet together as is the habit of some, but encouraging one another, and all the more as you see the Day drawing near." Hebrews 10:23-25.

---

## Follow Up of a New Believer

- Share a little of your own experience about receiving Christ—describe briefly your early growth as a Christian, mentioning how a more mature believer helped you grow.
- Offer to meet the person again to help him/her learn more about his/her relationship with Christ. Say, “**Could we meet again in a few days to go over some things that will help you grow in your relationship with Christ?**”.
- Encourage them to read their Bible. Suggest the first chapter of one of the Gospels. John is often a good one for new believers to start with.
- Suggestions for the follow up appointments: Build rapport (get to know the person better, showing a genuine interest in them).
- Ask if they have any questions that have come to mind since you met with them.
- Have the person use the Bible or the Bible you brought. Don’t assume they are familiar with their Bible. Show them the Table of Contents.
- Be careful not to teach or preach, but let the person discover the Word for themselves.
- Try to do one lesson a week for 5 weeks or whatever length of your follow-up material is. To use the Cru follow-up material you can download it at: [www.hliclosangeles.org](http://www.hliclosangeles.org). Lessons in the Cru material include
  - **Confidence**--helping the new believer have assurance of salvation in their new relationship with Christ, How to be
  - **Empowered**—How the new believer can be filled with the Holy Spirit
  - **Equipped**—How walk in the power of the Holy Spirit
  - **Forgiveness**—How to continually experience God’s love & forgiveness
  - **Maturity**—Helping the new believer understand how they can mature in their relationship with Christ.



---

# **Follow-up**

*Opening doors for long-term discipleship*

## **Suggestions to close your visit:**

- Make sure they have the bracelet or other evangelistic material for future reference. Remind them to look over it again after you've left. Be sure to let them know how they can contact you or the church regarding any questions they may have about the bead bracelet.
- Show them your church information including address, phone number, service and program times, and available ministries.
- Don't expect anyone to visit your church even if they are new believers. Consider a home group or visiting them for a few weeks to help them grow and get used to the new community of believers.
- As often as possible try to pray with families and write their needs on your prayer/contact card. You can later follow up to these needs through the church.
- Get as much contact information as you can on-site so that you don't have to try and remember those things later. Include the nature of the conversation you had while in the home. This will help your church follow up those who are ready to take the next steps in their spiritual journey.

## **Ways to maintain contact:**

- Call on the phone to see how they're doing, to invite them to church activities, and to uncover ways to reach out to them.
- Visit with them to encourage and help meet needs. Get together with those who expressed interest in knowing more about your church or about a relationship with Jesus Christ.
- Tell them what services are available at your church that can help them meet their needs.
- Pray! Commit to praying for these families throughout the year.



PowerPacks™

- 
- Invite them to come to church with you. They'll feel more comfortable coming with you than on their own. You may even consider picking them up for their first visit.
  - Invite them to a Back to School or Fall party designed to bless their family and to offer the gospel





PowerPacks™

# Follow-up

Helping Cru Inner City by sharing stories and information

Please write down at least one story about a family or individual that was impacted through receiving a box of love this past Thanksgiving. Share with us the joy of a life changed by Christ and the efforts of your outreach into the community! Thank you so very much for helping to make a difference in our city.

---

---

---

---

---

---

---

---

---

---






Name of person submitting story \_\_\_\_\_ Phone # \_\_\_\_\_

Name of Church/Ministry \_\_\_\_\_ Number of Spiritual Conversations: \_\_\_\_\_

#of Presentations of gospel (to point of decision): \_\_\_\_\_ # of Rededication to Christ: \_\_\_\_\_

# of decisions to Receive Christ: \_\_\_\_\_ # of those who agreed to meet for Follow-Up: \_\_\_\_\_

# Additional Ways to Connect with Cru Inner City

<p><b>Boxes of Love-</b> You fill an empty box with food and use as an outreach in your community for evangelism and discipleship. We will also provide you with 10-15 full boxes of food &amp; evangelism materials.</p>	
<p><b>Easter Bags-</b> A bag filled with candy, toys, crayons, and a gospel bead bracelet to be used as an outreach in your community for evangelism and discipleship.</p>	
<p><b>Urban Immersion and Summer Mission-</b> College Students come from different colleges around the state and country and serve with you for a week during spring break or summer break week to help with outreaches, and any other service projects you have. We will house and feed the students so your main responsibility is to direct them with their responsibilities.</p>	
<p><b>Discipleship Class &amp; Training Center-</b> an 11 week course on helping you build disciples in your church &amp; in your community.. Held on Saturday mornings starting on January 11th, 2020. Also look for our monthly training center meetings starting on September 21st! E-mail <a href="mailto:tom.norris@cru.org">tom.norris@cru.org</a> for more info.</p>	
<p><b>Coaching-</b> Have a Cru Inner City staff coach you through regular meetings to help process what the Lord is teaching you and put it into action.</p>	



PowerPacks™

---

**Notes:**