



FOLLOWING JESUS

An Evangelism and Discipleship Course for Children

Teacher/Mentor Guide

Children of the World®
The Story of Jesus for Children

The people who have developed this curriculum share the belief that personal spiritual convictions are the strongest and most enduring foundation upon which to build a moral society. Learners who are people of high moral character are more likely to make right choices.

CONTRIBUTORS

SENIOR EDITOR

Vernie Schorr, Director of Children of the World®, North American Character Development,
The Story of Jesus for Children consultant

CURRICULUM DEVELOPMENT AND WRITING TEAM

Vernie Schorr, Senior Writer
Bonnie Berggren, Children of the World
Rebecca Bramlett, CoMission
Tricia Drake, Proofreader
Douglas C. Eltzroth, Composer, Musician
Jean Hedrick, Reading Consultant
Tracy Jensen, Free Lance Writer

Curt Mackey, Director of CoMission for
Campus Crusade for Christ International
Debbie Middelman, Francis Schaffer Foundation
Udo Middelman, Francis Schaffer Foundation
Kathy Palmer, Children's Education Consultant
Kathryn Schorr, Design and Illustration
Sherri Shackel-Dorren, Consultant

EDITING, DESIGN AND FORMAT

Ezella Edwards, Children of the World
Mick Haupt, The JESUS Film Project®

SPECIAL THANKS

Margaret Bridges, Founder of Multi-Gifted Value Based Education Development
Gene Bedley, Elementary Administrator, National Educator of the Year Recipient
Linda Dunshee, International School Project
Paul Eshleman, President, Inspirational Films
David and Beverly Gowe, Elementary educators
Dennis Kasper, Attorney at Law
John Kleinpeter, Creative consultant
Lois Mackey, CoMission
Jack Small, Standard Publishing

Scriptures quoted from the International Children's Bible, New Century Version, copyright
1986, 1988 by Word Publishing, Dallas, TX 75039. Used by permission.

© Copyright 1995 by Children of the World.

Revised 2000

All rights reserved including the right of reproduction in whole or in part in any form.
Parent Flyers, Awards and Activity Pages may be reproduced for classroom use only,
not for resale.

3 5 7 9 10 8 6 4 2

FOLLOWING JESUS
Teacher/Mentor Guide

Table of Contents

INTRODUCTION	Page
Table of Contents	1
Unit Pages	3
Scheduling	3
Parts of the Lesson	4
The Lesson Plan	6
 ESSENTIAL ARTICLES	
The Power of Voluntary Commitment	7
The Leader-Child Interaction	9
The Children We Teach: Characteristics of Children	11
 FOLLOWING JESUS	
Unit Pages	14
Parent Letter	17
Award Page	19
Resource Page - Promise Card	21
Overview	22
 Week One: The Story of Jesus	23
Main Christian Principle/Concept: The true story of Jesus allows children to see and understand the promises of God through His Son, Jesus. At the end of the video, <i>The Story of Jesus for Children</i> , learners are given an opportunity to invite Jesus to live in them.	
 Week Two: Keeping Promises	27
Main Christian Principle/Concept: When people make an individual, voluntary choice to ask Jesus to live in them, their understanding and attitudes change in ways that allow them to love God, themselves and others. God sends the Spirit of His Son into each individual who asks. The Spirit of God gives individuals the power and motivation to choose what is right and helps them become people of high moral character.	
 Week Three: Jesus and Me Every Day	37
Main Christian Principle/Concept: When people are sure of God's love, they have hope, a sense of belonging, a sense of competence and a sense of worth. This allows them to be compassionate towards themselves and others. In this lesson children begin learning the books of the Bible.	
 Week Four: Talking to God	57
Main Christian Principle/Concept: Living out God's character and moral and ethical laws, is a personal commitment to Him. It involves a personal relationship and friendship. Talking with God daily is essential for maintaining a personal relationship with God.	

Week Five: Growing	79
Main Christian Principle/Concept: The daily process of character building includes learning to pray, learning to read the Bible, being with other Christians, learning to tell others about Jesus, and choosing to obey God.	
Week Six: The Holy Spirit and Me	97
Main Christian Principle/Concept: The Holy Spirit is God's Spirit living in every child of God. The Holy Spirit is a Helper and Guide, giving people the power to choose what is right. The Holy Spirit helps individuals become people of high moral character.	
Character Virtues Glossary	115



INTRODUCTION

UNIT PAGES

The Unit Pages give leaders an overview of:

- Benefits to Society
- Main Christian Principal/Concepts
- Parent Flier Teaser
- Story Titles and Brief Synopsis
- Bulletin Board Ideas
- Awards, Music Titles

FLEXIBLE SCHEDULING

These lessons may be taught in sessions lasting 55-70 minutes each, one day a week, or they may be taught every day in 10-20 minute segments. “Theme Thoughts” are designed to be used every day. We encourage you to integrate conscience and character development into everyday teachable moments.

Lessons are aimed at various ages, 5 - 11. With minor adaptations you can target a specific age group.

The graphics in the smaller column help to identify the various parts of the unit or lesson.



When sections of Scripture are recommended, they are printed in the column for greater convenience.

The materials needed for activities are often printed in the column next to the activity.



PARTS OF THE LESSON

Each lesson is composed of several parts. The following briefly explains each part and offers suggestions for use.

Main Christian Principle/Concept

Each lesson begins with a statement to the leader to clarify the main Christian principle or concept of the lesson.

Benefits to Society

This statement to leaders is designed to help you know in advance how the principle or concept may benefit people and the community. The statements deal with a sense of justice and mercy, gratitude and personal peace.

Objectives

These are statements of what each student is expected to understand, accomplish or apply to their lives. They are designed to bring behavioral change and are generally measurable, ownable and observable. Leaders may develop evaluation/test questions from these objectives.

Preparation/Materials Needed

This section helps leaders prepare for the lesson by reading designated Bible passages, gathering materials and consulting other specific sources. Those who are unable to reproduce Activity Pages, are encouraged to have children do activities by completing them on blank paper.

Theme Thoughts

"Theme Thoughts" help encourage discussion and re-enforce the Main Christian Principle/Concept. "Theme Thoughts" may be used at the leader's discretion. One may be chosen to use for a week with children who benefit from repetition, or a different "Theme Thought" may be selected each day for children who need a greater challenge.

Guided Conversation

This suggested conversation for the leader enables the students to be actively involved in the learning process. This kind of conversation accepts feelings and ideas, asks thoughtful, clarifying questions, and gives simple, clear directions. Guided Conversation gives students the opportunity to explore, discover and appropriate new ideas and solutions with guidance from their leader.



Weekly Awards

These provide affirmation for students who show progress in developing the evangelism or growth skill and the character virtue being studied. Award ideas are provided for each unit to encourage students to actively pursue and practice the Bible skills, prayer and character virtues.




Parent Flyer

A suggested "Parent Flyer" is provided to create involvement and support from the home.

Bulletin Board Ideas

Suggestions for a bulletin board are also provided.



Music


Music is used to introduce and fortify the Bible and prayer concepts and character virtues being developed. Music is often part of the optional activities that involve children in applying to life the Christian life skills and character virtues.



THE LESSON PLAN

Review/Focus (5 - 10 Minutes)

This block of time allows children to recall information, ideas, concepts and principles from previously taught lessons. This activity enables children to remember, to understand relationships between ideas, and provides a foundation on which to build the next lesson. It creates a link between lessons, so the learner can understand the logical sequence being taught. The activities are also designed to help children focus and get ready to explore the topic of the lesson.



Discover (15 - 25 Minutes)

The leader guides children through activity pages that are centered around a Bible passage which communicates or illustrates the central idea of the lesson.



Student Activities (15 - 20 Minutes)

These activities are designed to actively involve children in the learning experience. The activities allow the use of all five senses, the opportunity to make choices and to make life application. Children are more likely to enjoy learning when they can make choices and feel successful in what they are doing. The activities vary in each lesson, but fall into one of the following six categories: 1) art, 2) drama, 3) oral communication, 4) creative writing, 5) music, 6) games.



Summary (15 - 20 Minutes)

The purpose of this activity is to promote retention, review the main principle/concept and objectives, plus fortify assignments or application.

ESSENTIAL ARTICLES FOR EFFECTIVELY TEACHING THIS COURSE

"THE POWER OF VOLUNTARY COMMITMENT"

One of the dangers of evangelism and discipleship of children is that leaders, parents or children may see it as imposed or enforced belief. This is true to an even greater degree with young children because they can be so easily influenced by a significant adult. A child may profess a decision before he or she is ready just to please the adult. The hope of the writers of this course is that neither occurs.

When God, Jesus and the Holy Spirit are studied in an atmosphere where belief is optional and voluntary, many individual lives are changed and the individuals become constructive influences in their vocations, communities and societies. If belief is forced upon children, their individual lives may not change and they may rebel against the truths being explored.

There are several steps you can implement as a leader to help safeguard the free choice of your children, allowing these lessons to have the maximum possible benefit.

These steps are:

1. Encourage children to ask questions and even challenge (privately or during appropriate times in class) the perspective presented in these lessons. Often the best thoughts are forged in the midst of controversy and debate.
2. Feel free to express your own opinion when you feel it fits into the lesson, or when a child asks what you believe.
3. Remember, the way children think and learn has a great impact on their freedom of choice. Using abstract ideas and terminology can coerce children into adopting adult ideas that are not their own. Be sure to read the following articles: "Leader-Child Interaction" and "The Children We Teach."

This page is intentionally left blank.
In the original paper format there was a
cutout on this page.

"THE LEADER-CHILD INTERACTION"

The approach of this curriculum is to treat learning as a process. Leaders are encouraged to allow children to be creative. Making the materials available will enable children to do the creative work at their own level of understanding and to experience the joy of discovery.

Conversation

Use conversation to clarify misconceptions and incomplete ideas. Conversations can start with:

"What can you tell me about . . . ?"

"Tell me about your picture." Comment on the colors; allow children to describe their art work.

Talk about how the child is feeling and what he or she is expressing.

Guidelines for Conversation

- Position yourself at the child's physical level so he or she has good eye contact and can interact with you personally.
- Use a quiet speaking voice. Children are more likely to respond favorably to normal sound levels than to shouts. A pleasant voice has a calming, soothing effect.
- Use model language: complete sentences, short sentences, simple sentences.
- Use repetition and expansion. Repeat what children say and make corrections or expansions in a matter-of-fact way.
- Recognize and accept feelings, then redirect the child to a positive attitude or action: "I can tell you're bored. Here are two choices of things you can do."
- Accept ideas, praise and encourage: "I like the way you used the yellow color in your picture." "I can tell you have a lot of ideas." "Good thinking!"
- Use "how," "what," "why" and "when" questions. Avoid the use of questions that can be answered with a "yes" or "no."



- Allow time for individual conversation with children.
- Develop a vocabulary for feelings. Expand happy with: joyful, warm, friendly, elated, glad, pleased, encouraged, excited, peaceful. Expand sad with: scared, left out, unhappy, puzzled, discouraged, jumpy, anxious, tense, furious, annoyed.

Avoid Symbolism

Be careful that the real message is not hidden in symbolic ideas. Use words that mean what they say.

Explain Meanings of Words to Children


Ask questions to find out the level of their understanding. To gain acceptance children often imitate words used by adults, but their real understanding is based on continual and consistent explanation at their level of understanding.

“DEVELOPING CHARACTER IN CHILDREN”

There is nothing more influential or more detrimental in a child's life than the power of a quiet example.

Character education (the training of spirit and mind toward good) involves many things: “It involves rules and precepts—the do’s and don’t’s of life with others—as well as explicit instruction, exhortation, and training in good habits. Aristotle wrote that good habits formed at youth make all the difference. Character education must affirm the central importance of example.” (William J. Bennett, “Christianity Today, Sept. 13, 1993, p. 31.)

Eight virtues are integrated throughout this course; compassion, forgiveness, integrity, respect, responsibility, initiative, cooperation and perseverance. See the Character Virtue Glossary on page 115 for further guidelines.



Mission Statement

To win children to Christ and develop their conscience towards God.

"THE CHILDREN WE TEACH: CHARACTERISTICS OF CHILDREN"

- **Pre-Conscience**

Moral behavior in children consists of learned, concrete patterns of behavior that are followed in order to receive rewards, avoid punishment or satisfy an authority figure. Children are emotionally attached to parents and leaders, therefore they are usually willing to do what adults ask them to do, and to believe anything adults say . . . unless adults have shown themselves to be untrustworthy or if children are asserting their independence!

- **Bound by Sensory Perceptions**

Children deal with that which they experience perceptually through their five senses: taste, touch, sight, smell and sound. They focus on just one aspect of a situation at a time.

- **Love, Acceptance and Security**

Children develop a sense of belonging, competence and worth as they experience love and acceptance from parents, leaders and peers. The secure feeling of being loved is the foundation on which a child can build love toward others.

- **Choices and Challenges**

A child learns to assume responsibility by being given the opportunity to make choices. Children who are never challenged to make choices or to experience different ways of learning, have difficulty in adjusting when they are presented with a new situation. Allowing children the opportunity to make choices increases motivation, resulting in better learning.

- **Praise and Recognition**

Every child needs to be recognized as a worthwhile individual. Leaders need to focus on a child's positive behavior by deliberately looking for his or her strengths—the things the child does well. Criticism, ridicule and sarcasm only retard a child's development by tearing down self-image.

- **Independence and Responsibility**

Children need increased opportunities to gain personal independence in order to become mature adults. Organize classrooms so learners can accept the responsibility for care of materials. For example, consistently arrange equipment and supplies so children can locate, use and return materials as needed. Another way to guide children in accepting responsibility is by appointing helpers to be in charge of materials and classroom care. Rotate these jobs so all learners can participate. Establish and communicate routine cleanup and care procedures. Be sure children understand clearly what is expected of them.



The additional effort and patience required to allow learners to become increasingly independent and responsible for actions will prove valuable to leaders and learners alike.

- **Concrete Thinkers**

Children sometimes have difficulty in distinguishing between reality and fantasy. They believe, "If I think so, then it must really be so." They understand language only in concrete terms. Introduce metaphors, symbols or abstract ideas with concrete first-hand experiences. Use them sparingly. Children take people literally.

- **Three Key Principles**

Because children think concretely, and many concepts in this curriculum are abstract, it is important to continually apply three principles that govern how children think:

- 1) **Children's thinking is limited by their perspective.**


Children have a tendency to focus attention on limited or non-essential aspects of a situation. Related to the child's inability to focus on the significance of a situation is the ease with which a child can give correct answers that are in fact meaningless to them. Many times what is said by the child is mere repetition without understanding.

- 2) **Children's thinking depends on the quality and quantity of first-hand experiences.**

First-hand experiences give children the opportunity to use their five senses to gain understanding. When a leader wants a child to experience an abstract concept like kindness, the leader creates a first-hand experience to demonstrate. Example: Look for a time when a child is kind and then say, "Nicholas, giving your pencil to Peter is a kind thing to do."

- 3) **Children need activities.**

Besides the limitations of perspective and first-hand experiences, a child's mental development requires physical objects to manipulate. Abstract ideas must be recast in physical terms for the child to attach meaning to them.



FOLLOWING JESUS

FOLLOWING JESUS

Week One: The Story of Jesus
Week Two: Keeping Promises
Week Three: Jesus and Me Every Day
Week Four: Talking to God
Week Five: Growing
Week Six: The Holy Spirit and Me

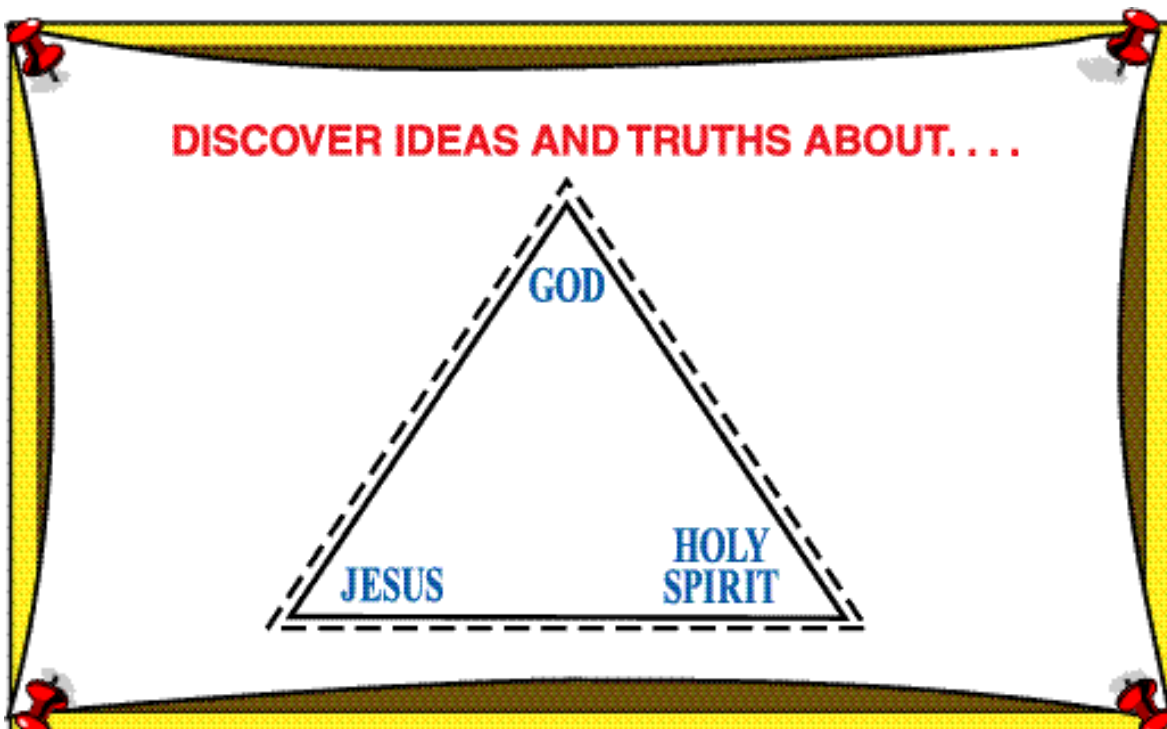
MAIN CHRISTIAN PRINCIPLE/CONCEPT

God is love. Not that we loved Him, but that He loved us and sent His one and only Son (Jesus) into the world so that whoever would believe in Him (Jesus) would not die, but have everlasting life. (See 1 John 4: 8-10; John 3:16.)

BENEFITS TO SOCIETY

When children or adults freely choose to follow Christ, they are forgiven through the death and resurrection of Jesus. They are transformed from within in a way that surpasses the effects of any imposed ethical system. Because of their personal commitment to God, they choose to think and do what is right. They do not need to be watched or policed by others.

1. BULLETIN BOARD IDEA



Allow children to build a bulletin board with pictures they draw, Theme Thoughts, Scriptures, and their ideas printed on strips of paper about God, Jesus and the Holy Spirit. The bulletin board becomes a collage of ideas and truth.

2. STORIES

Week 1: *The Story of Jesus for Children* video allows children to see and understand the promises of God through His Son, Jesus. At the end of the video, children are given an opportunity to invite Jesus to live in them.

Week 2: “**Keeping Promises**” is the story of God's promise to send His Son Jesus into the world to make a way possible for all people everywhere to live with Him forever.

Week 3: “**Jesus and Me Every Day**” helps children understand how to be sure that Jesus will never leave them.

Week 4: “**Talking to God**” helps learners talk to God and listen to His answers.

Week 5: “**Growing**” helps children discover how to read their Bibles and make a prayer chart.

Week 6: “**The Holy Spirit and Me**” helps children understand the role of the Holy Spirit in helping them make choices.

3. EACH LESSON PROVIDES SPECIFIC IDEAS FOR:



Guided Conversation

Preparation/Materials Needed



Theme Thoughts

Student Activities



Dear Parents,

In this six week adventure, your child(ren) will be exploring and discovering ideas and truths about God's love, His Son Jesus, and the person of the Holy Spirit.

Children are given a concrete understanding of how a person develops a friendship (relationship) with God, Jesus and the Holy Spirit.

Your child will be given an opportunity to make a voluntary choice to ask Jesus to live with and in him or her.

We encourage you to obtain a set of this material from us to read and, if you choose, go over the material with your child(ren) before it is presented.

If your children have previously made a choice to ask Jesus to live with and in them, they may choose to learn how to use *The Greatest Promise* booklet to tell their relatives and friends about God's love and His Son Jesus.

4. PARENT FLYER...

...to create involvement and support from home.

5. AWARDS...



...to encourage and fortify character development in students. Character virtues developed are compassion, forgiveness, and integrity.

6. MUSIC

“A Guaranteed Yes”

“Spirit of God”

“I Will Not Leave”

“I Asked God”

“I Can Talk to God”



This page is intentionally left blank.
In the original paper format there was a
cutout on this page.

Dear Parents,

In this six week adventure, your child(ren) will be exploring and discovering ideas and truths about God's love, His Son Jesus, and the person of the Holy Spirit.

Children are given a concrete understanding of how a person develops a friendship (relationship) with God.

Your child will be given an opportunity to make a voluntary choice to ask Jesus to live with and in him or her.

We encourage you to obtain a set of this material from us to read and, if you choose, go over the material with your child(ren) before it is presented.

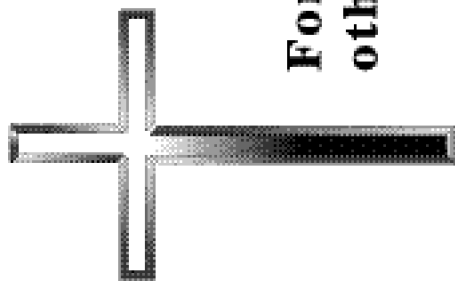
If your children have previously made a choice to ask Jesus to live with and in them, they may choose to learn how to use *The Greatest Promise* booklet to tell their relatives and friends about God's love and His Son Jesus.

Encourage your children to talk about what they are discovering, and how it is the same or different from what they are learning at home. Please ask them to teach you the songs we are singing. We look forward to learning with you and your family.

Sincerely,



This page is intentionally left blank.
In the original paper format there was a
cutout on this page.



Certificate of

Award

**For outstanding effort to share with
others God's love and His Son Jesus.**

Presented to:

On this day of

MONTH/DAY

YEAR

This page is intentionally left blank.
In the original paper format there was a
cutout on this page.

Promise Card (Commitment Card)

- ☐ I prayed today and asked Jesus to live in me.
- ☐ I already asked Jesus to live in me.
- ☐ I am not ready to ask Jesus into my life.
- ☐ I would like to learn more about Jesus.

NAME: _____

ADDRESS: _____

CITY: _____

STATE: _____

ZIP: _____

☐ BOY ☐ GIRL AGE: _____

PHONE: (_____) _____

Give to your teacher or parent.

Promise Card (Commitment Card)

- ☐ I prayed today and asked Jesus to live in me.
- ☐ I already asked Jesus to live in me.
- ☐ I am not ready to ask Jesus into my life.
- ☐ I would like to learn more about Jesus.

NAME: _____

ADDRESS: _____

CITY: _____

STATE: _____

ZIP: _____

☐ BOY ☐ GIRL AGE: _____

PHONE: (_____) _____

Give to your teacher or parent.

Cut or Tear Here

My Prayer

Today I prayed this prayer:

Dear God,
I believe Jesus is Your Son. Thank you
that Jesus died on the cross for all the
wrong things I have thought and said and
done. Please forgive me for my sins. I ask
Jesus to be with me and to live in me
always. Help me to be the kind of person
You want me to be. Thank you for
answering my prayer. Amen.

My Name: _____

Date: _____

Keep in your Bible

Cut or Tear Here

My Prayer



Today I prayed this prayer:

Dear God,
I believe Jesus is Your Son. Thank you
that Jesus died on the cross for all the
wrong things I have thought and said and
done. Please forgive me for my sins. I ask
Jesus to be with me and to live in me
always. Help me to be the kind of person
You want me to be. Thank you for
answering my prayer. Amen.

My Name: _____

Date: _____

Keep in your Bible



Jesus And Me Everyday

When you ask Jesus to forgive you and invite Him to be with you, He really is with you now and always. He always keeps His promises. In the Bible Jesus makes many promises to help you be certain about your relationship with Him. Here are two of His promises:

“I am with you always.” Matthew 28:20

“I will never leave you.” Hebrews 13:5

As you begin this new life with God and His Son Jesus, God will help you make the right choices. Here is another promise from God’s book the Bible:

“God is working in you to help you want to do what pleases Him. Then He gives you the power to do it.” Philippians 2:13

Bible Verses from International Children’s Bible

Jesus And Me Everyday

When you ask Jesus to forgive you and invite Him to be with you, He really is with you now and always. He always keeps His promises. In the Bible Jesus makes many promises to help you be certain about your relationship with Him. Here are two of His promises:

“I am with you always.” Matthew 28:20

“I will never leave you.” Hebrews 13:5

As you begin this new life with God and His Son Jesus, God will help you make the right choices. Here is another promise from God’s book the Bible:

“God is working in you to help you want to do what pleases Him. Then He gives you the power to do it.” Philippians 2:13

Bible Verses from International Children’s Bible

OVERVIEW OF “THE STORY OF JESUS FOR CHILDREN”

Guidelines for Showing the Video

The video is designed to show children of all ages the true story of Jesus as adapted from the Gospel of Luke. The video may be used by children, teachers, parents, grandparents, leaders and coaches. *The Story of Jesus for Children* shows, tells and brings children to see and understand the promises of God through His Son Jesus. This can happen in your home, Sunday School, Character Club, after school clubs, children’s parties or discussion groups. The place is limited only by your initiative. At the end of the video, children are given an opportunity to invite Jesus into their lives.



Children 7 years or older may enjoy watching the complete video in one sitting.

Children under 7 years—or in situations where there is a 30-minute time limit—may view the video in three parts.

Before beginning the video, give some listening, watching and remembering assignments for the children, and/or songs to sing.

Part I (Opening to Jesus’ Childhood)

1. Count how many children are meeting in the stable.
2. What are the children’s names?
3. Why are the children meeting in the stable?

Song Suggestions: (*It Takes Love* cassette or CD.)

“A Child of God,” “A Guaranteed Yes”

Part II (Baptism of Jesus — His Teaching and Healing)

1. Be ready to tell about your favorite part of the story.
2. When did you see Jesus being kind to someone?
3. When did you see Jesus express happiness?
4. When did you see Jesus sad?

Part III (Entry into Jerusalem, Death and Resurrection)

1. Why was Jesus beaten?
2. Why was Jesus hung on a cross and killed?
3. What did you see that tells you Jesus came back to life?

Song Suggestions: “Spirit of God” (*It Takes Love* cassette or CD.)

This page is intentionally left blank.
In the original paper format there was a
cutout on this page.

THE STORY OF JESUS FOR CHILDREN

OBJECTIVES

- To show children of all ages the true story of Jesus.
- To allow children to see and understand the promises of God through His Son Jesus.
- To give every child who views the video an opportunity to voluntarily choose to ask Jesus to live with and in them.

PREPARATION/MATERIAL NEEDED

1. *The Story of Jesus for Children* video.
2. VCR.
3. Print a Promise Card for each child. (See Resource Page.)
4. *The Greatest Promise* booklet for each child.

[Order by calling (800) 432-1997, e-mailing jfc@ccci.org, or on the Web at www.jesusforchildren.org]

REVIEW/FOCUS (5-10 Minutes)

[Guided Conversation]

Many, many years ago (2,000) Jesus of Nazareth came to this earth. He claimed to be God's Son. He said, "If you have seen Me, you know what God is like." He said, "I have come to do God's will on earth." The life, teachings and character of Jesus is a standard to measure what is right and what is wrong.

The video you are about to see is called *The Story of Jesus for Children*. Some of you may have seen scenes from this video in your church or school, or have already seen it on television. What do you think the children who lived in the same towns and cities Jesus taught in, said and thought about Jesus?

[For older children you may wish to give the following facts.]

1. Scenes from the original film were done in the Holy Land, Israel, as close as possible to where the original event shown took place 2,000 years ago.
2. Five years of research and dozens of historians, archaeologists, and theologians worked to ensure the film's accuracy.
3. In the video, Jesus speaks only the words recorded in the book of Luke from God's book, the Bible.



Promise Card (Commitment Card)	
<input type="checkbox"/>	I prayed today and asked Jesus to live in me.
<input type="checkbox"/>	I already asked Jesus to live in me.
<input type="checkbox"/>	I am not ready to ask Jesus into my life.
<input type="checkbox"/>	I would like to learn more about Jesus.
NAME: _____	
ADDRESS: _____	
CITY: _____	
STATE: _____	
ZIP: _____	
<input type="checkbox"/> BOY	<input type="checkbox"/> GIRL
AGE: _____	
PHONE: (_____) _____	
Give to your teacher or parent.	


My Prayer	
Today I prayed this prayer:	
Dear God, I believe Jesus is Your Son. Thank you that Jesus died on the cross for all the wrong things I have thought and said and done. Please forgive me for my sins. I ask Jesus to be with me and to live in me always. Help me to be the kind of person You want me to be. Thank you for answering my prayer. Amen.	
My Name: _____	
Date: _____	
Keep in your Bible	





Promise Card (Commitment Card)	
<input type="checkbox"/> I prayed today and asked Jesus to live in me.	
<input type="checkbox"/> I already asked Jesus to live in me.	
<input type="checkbox"/> I am not ready to ask Jesus into my life.	
<input type="checkbox"/> I would like to learn more about Jesus.	
NAME: _____	
ADDRESS: _____	
CITY: _____	
STATE: _____	
ZIP: _____	
<input type="checkbox"/> BOY	<input type="checkbox"/> GIRL
AGE: _____	
PHONE: (_____) _____	
Give to your teacher or parent.	

My Prayer	
Today I prayed this prayer:	
Dear God, I believe Jesus is Your Son. Thank you that Jesus died on the cross for all the wrong things I have thought and said and done. Please forgive me for my sins. I ask Jesus to be with me and to live in me always. Help me to be the kind of person You want me to be. Thank you for answering my prayer. Amen.	
My Name: _____	
Date: _____	
Keep in your Bible	



INTRODUCE THE VIDEO

The children in this video are actors. The story of the children is only a story. We do not know how the children interacted with Jesus while He was on earth, but it may have happened something like this. . . .

SHOW THE VIDEO

Show the video all the way to the end. The video is not over with the last scene.

WHEN THE VIDEO IS COMPLETELY FINISHED

[Guided Conversation]

[There is an opportunity for children to make a choice to invite Jesus to live with them and in them. Give each child a "Promise Card" and say,] "Please write your name, address and phone number on the Promise Card. Please check the boxes to tell your ideas about what you have said, thought or done as you watched the video."

[Distribute *The Greatest Promise* booklet when appropriate.]

The Greatest Promise booklet is yours to take home and read with your family and/or friends. [Those involved in the discipleship course will have a chance to study and discuss the contents of *The Greatest Promise* booklet in the next lesson, "Keeping Promises."]

OTHER USES

The Story of Jesus for Children may be used in various ways;

- Show specific sections of the video to illustrate certain Bible stories you wish to teach.
- Set up a "library" system to allow children to check out the video to view at home with their parents.
- *The Story of Jesus for Children*, *The Greatest Promise* booklet, and the *It Takes Love* cassette tape or CD may be ordered by calling (800) 432-1997, or by using the order blank at the end of the Teacher/Mentor Guide.
- Develop conscience and character. *The Story of Jesus for Children* is an effective way to illustrate God's character, as children see Jesus teach and model core virtues. By using scenes and stories from the video, the following character virtues may be presented in a unique visual combination.

Compassion

Compassion is sympathy for someone else's suffering or misfortune, together with the desire to help. The birth of Jesus demonstrates God's compassion for the people of the world. Jesus' healing of Jairus' daughter, and the healing of the blind man illustrate compassion for those who suffer.

Forgiveness

Forgiveness is to pardon or excuse a wrong thought, word or action. Forgiveness is powerfully illustrated by Jesus as the woman washes His feet and as Jesus and His disciples celebrate the Passover.

Integrity

Integrity is strength and firmness of character, utter sincerity and honesty. Jesus turning the tables upside down in the temple, and calling the people to honor God, exhibits integrity and shows the results of others' dishonesty.

Respect

Respect is showing honor to people by listening, being courteous, and polite, and demonstrating manners. When Jesus teaches His friends to pray, He displays honor and respect.

Responsibility

Responsibility is the personal, individual acceptance that every human being is accountable for his or her behavior, including thoughts, choices, decisions, speech and actions. This is modeled in the story of the Good Samaritan.

Initiative

Initiative is demonstrating responsible thoughts and actions without prompting. Zacchaeus climbing up a tree so he can see Jesus in the crowd, illustrates this virtue.

Cooperation

Cooperation is working together to reach a common goal. A cooperative person is willing to work with others in an effort to accomplish something that cannot be achieved by a single person. Cooperation is modeled when the catch overflows the boat and in the feeding of the 5,000.

Perseverance

Perseverance is not giving up. Persevering people keep on doing what is right, regardless of problems or persecution. Jesus continued to travel to Jerusalem, where He knew He would be arrested and killed. Jesus never gave up.



This page is intentionally left blank.
In the original paper format there was a
cutout on this page.

KEEPING PROMISES

OBJECTIVES

- To become aware of God's great compassion for the people of the world.
- To understand God's promise to send His Son Jesus to rescue people from their sins—the wrong things they think, say and do.
- To understand God sent Jesus to make a way for people to live with God forever.
- To understand that Jesus died and came back to life.
- To understand how to ask Jesus to live with and in you.
- To allow each child to freely make a choice about asking Jesus to live in them.

PREPARATION/MATERIALS NEEDED

1. Provide felt pens/crayons and 11 x 16 inch paper for each learner.
2. Learn or review songs on the *It Takes Love* cassette tape or CD. [May be ordered by calling 1-800-432-1997.]
3. Provide a song chart or write the words on a chalkboard for "A Guaranteed Yes." Learn the song.
4. Provide *The Greatest Promise* booklet for each student. [May be ordered by calling 1-800-432-1997.] Read through *The Greatest Promise* booklet.

Note: On page 15 of *The Greatest Promise* booklet, read the words in the yellow before you read the question. Read the suggestions in the **Discovery**, page 30, for use of the booklet.



When people make an individual, voluntary choice to ask Jesus to live in them, their attitudes and understanding change in ways that allow them to love God, themselves and others. God sends the Spirit of His Son into each individual who asks. The Spirit of God gives individuals the power and motivation to choose what is right.




When children or adults freely choose to follow Christ, they are forgiven through the death and resurrection of Jesus. They are transformed from within in a way that surpasses the effects of any imposed ethical system. Because of their personal commitment to God, they choose to think and do what is right. They do not need to be watched or policed by others.

Materials Needed:

1 sheet of 11" x 16" paper for each child. Felt pens and/or crayons.

11" x 16" paper



**Character Virtues
Integrated In
Week Two:**

Compassion
Forgiveness
Integrity



REVIEW/FOCUS (5-10 Minutes)

[Guided Conversation]

Think of a time when someone made a promise to you, but the promise was not kept. Maybe someone promised to keep a secret. Or maybe someone promised to return money or a toy. How did you feel when the promise was broken?

As you think and remember, begin to draw or write your ideas on the paper I am giving you now.

[Allow 5 minutes. Ask several children to show the picture to the class. Say, "Tell us about your picture." Allow 5 minutes for sharing.]

Promise-keeping helps us become compassionate people. When we think about or experience broken promises, we can have sympathy for someone else's suffering or misfortune. It makes us want to help others. God's compassion for the people of the world is so great that He made a promise that would be very costly for Him to keep.

Today we are going to learn about this great promise that God made and kept long ago. Part of the promise is that God will always forgive us. Our part is to tell God when we think or say or do wrong things, and agree with Him that what we have thought or done is not what He wants. Today we're going to learn more about God's compassion, forgiveness and integrity and more about His promises.

Remember, God never breaks a promise. He is a person of integrity. Here is a song to help us learn how God keeps His promises.


A GUARANTEED YES

When God says, "Yes,"
It is a promise. (Sing 3 times)
It is a promise with a guaranteed Yes!



CHORUS

It's wonderful, it's beautiful,
It's a promise with a guaranteed Yes!
(Sing twice.)

(Continued next page) 

A GUARANTEED YES

The musical score for 'A GUARANTEED YES' is written in E-flat major (three flats) and 4/4 time. It consists of a Verse, a Chorus, a Bridge, and a final Chorus. The score is for a single melodic line with guitar chords indicated above the notes. The Verse (measures 1-8) starts with a half rest, followed by a quarter note G4, a quarter note A4, a quarter note Bb4, a quarter note C5, a quarter note Bb4, a quarter note A4, a quarter note G4, and a half note F#4. The Chorus (measures 9-16) starts with a half rest, followed by a quarter note G4, a quarter note A4, a quarter note Bb4, a quarter note C5, a quarter note Bb4, a quarter note A4, a quarter note G4, and a half note F#4. The Bridge (measures 17-24) starts with a half rest, followed by a quarter note G4, a quarter note A4, a quarter note Bb4, a quarter note C5, a quarter note Bb4, a quarter note A4, a quarter note G4, and a half note F#4. The final Chorus (measures 25-32) starts with a half rest, followed by a quarter note G4, a quarter note A4, a quarter note Bb4, a quarter note C5, a quarter note Bb4, a quarter note A4, a quarter note G4, and a half note F#4.

A GUARANTEED YES

(Lyrics continued)


When God says, "I will,"
It is a promise. (*Sing 3 times*) It's
a promise with a guaranteed Yes!

If He says that He will do it
He will do it (*Sing 3 times*)
It is a promise with a guaranteed
Yes!

(CHORUS)

If He made it, He won't break it.
Just believe it, you'll receive it.
You can trust Him better
Than you trust the rest
'Cause if He said
That He will do it
He will keep His word
Right through it
It's a promise
With a guaranteed Yes!

(CHORUS)



The following Bible verses are referred to in *The Greatest Promise* booklet:

Romans 3:23

"For all have sinned and have not lived up to the perfect goodness of God."

1 John 4:9

"God showed His love to us; He sent His only Son to the world."

Luke 18:16

"Jesus called the children and told His friends, 'Let the little children come to me. Don't stop them.'"

John 3:16

"God so loved the world that He gave His only Son, Jesus. Whoever trusts in God's Son will not be lost, but will have life that lasts forever."

John 10:10

"I came so that you may live, and live the best life possible."

Matthew 28:20

"I am with you always."

Hebrews 13:5

"I will never leave you."

John 1:12

"All people who receive Jesus and believe in Him become children of God."

DISCOVER (15 - 20 Minutes)

God loves you so much. You are very special to Him. God loves you and He loves all the people of the world. God made a promise a long, long time ago. He promised to make a way for all the people of the world to live with Him now and forever. And when God makes a promise He keeps it! Today, in Discovery time, we are going to read a booklet together and look at some pictures that tell about *The Greatest Promise*.

[Note to Leaders: *The Greatest Promise* booklet is an educational tool created to help children understand the story of Jesus and to make a choice about Him. Please make sure when teaching this lesson that your children are allowed a voluntary commitment. If Christianity or any belief system is forced upon children, their individual lives will not change. Anger and rebellion are the consequences of forced belief.]

[Give each child a copy of *The Greatest Promise* booklet.]

[Guided Conversation]

Please look at the cover of your booklet. Who are the people in the picture? **[Allow children's responses.]** Notice the letters are in red. Please read the red letters with me: "The Greatest Promise." Turn the page and look at the picture and listen while I read the black letters: "This booklet tells about the greatest promise ever made, and what God did to keep that promise." Now you (group or individual) read the red letters: "God loves you and He keeps His promises." **[Leader reads the black wording without any discussion.]** "Ever since God made the world, He promised to love and care for the people of the world."

Sometimes people break promises . . . but when **God** makes a promise, He keeps it!" Please turn the page and read the red letters: "People break their promises by doing wrong things." **[Leader reads the black letters without any discussion.]** "They forget about God. They disobey God. They hurt each other. God says that our punishment for doing these wrong things is that we cannot live with Him."

You are reading so well, please read the black words in the yellow box. These words are from God's book, the Bible. "For all have sinned (done wrong things) and have not lived up to the perfect goodness of God" (Romans 3:23). **[Continue in the same manner to page 15.]**

[On page 15 the leader reads the black letters:] "Jesus returned to be with God. Before He left, He made other promises. . . . Jesus promises to be with you even though you cannot see Him. Jesus promises to be your closest friend. Jesus promises to forgive you for all the wrong things you have done. Jesus promises to live in you . . . where you love and hurt, . . . where you feel glad and sad. Jesus promises that when you die you can live with Him forever."

Read the black Bible words in the yellow: "I am with you always" (Matthew 28:20). "I will never leave you" (Hebrews 13:5).

Would you like to ask Jesus to be with you and in you now? Your answer could be, "I don't understand," or "I would like to talk to my Mom or Dad first." Maybe you are just not ready yet.

Your answer could be, "Yes, I want to ask Jesus to live in me right now. I want Jesus to forgive my sins." Whenever you choose to say "Yes," you need to talk to God, using your own words, or a prayer like this. Please turn the page and listen to this prayer: "Dear God, I believe Jesus is Your Son. Thank You that Jesus died on the cross for the wrong things I have done. Please forgive me for doing wrong. I ask that Jesus will be with me and in me always. Help me to be the kind of person You want me to be. Thank You for answering my prayer."

Would you like to pray this prayer right now? If your answer is "yes," talk to God with me now. Make it your own prayer to God. You may read it aloud with me as I read, or pray it silently, inside, where only God can hear you. I will pray slowly. You can pray after me phrase by phrase. If your answer is "no" or "I'm still not ready," that is fine.

"Dear God, I believe Jesus is Your Son . . . " **[Repeat the prayer phrase by phrase to the end.]**

(Bible Verses Cont.)

Galatians 3:26

"You are a child of God by faith in Christ Jesus."

1 John 1:9

"If we confess our sins, God is faithful and just to forgive us and to make us clean from the wrong we did."

Galatians 4:6

"And you are God's children. That is why God sent the Spirit of His Son into your hearts."



**THEME THOUGHTS
ABOUT JESUS**

"Jesus was with God in the beginning."

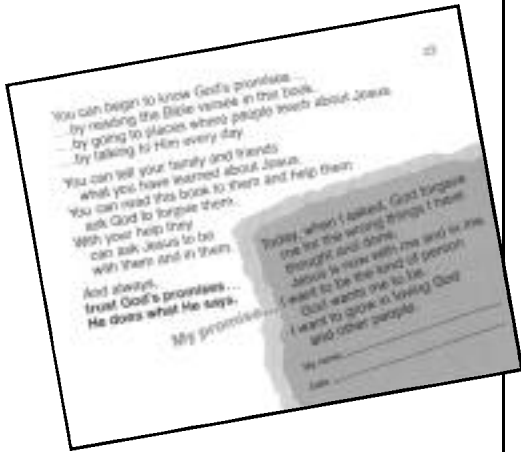
John 1:1

"Jesus is God in human form."

". . . We have Jesus Christ to help us."

1 John 2:1

When you get tired and want to stop trying, think of Jesus' life and His example.



THEME THOUGHTS
about
CHARACTER VIRTUES:

God's compassion for the people of the world is so great He sent His Son Jesus to tell them He loves every man, woman, boy and girl.

God forgives the wrong things people think, say and do.

People who keep promises are people of integrity.

"Trust God's promise that He loves you and that Jesus will be with you." Please read the black Bible words in the yellow box with me. **[Continue reading black and yellow together through page 23 to the blue box.]**

The words in the blue box on this page tell about what you may or may not have done as you read the booklet.

Please read it with me: "Today when I asked, God forgave me for the wrong things I have thought and done. Jesus is now with me and in me. I want to be the kind of person God wants me to be. I want to grow in loving God and other people."

If you prayed today to ask Jesus to live in you, you may sign your name and put today's date on the line provided. This is a way for you to remember the day you chose to ask Jesus to live in you! Each of you may take your copy of the booklet with you. If you chose not to pray the prayer today, you will have the booklet to help you talk to God when you are ready.



SPIRIT OF GOD



DISCUSS/APPLY (15-20 Minutes)

Here is a song to help us discuss and think more about what happens to a person who asks Jesus to live in them. It is called "Spirit of God." When people make the choice to ask Jesus to live in them, they become children of God, according to the Bible verse John 1:12, "All people (men, women, girls, boys) who receive Jesus and believe in Him become children of God." Another Bible verse, Galatians 4:6, says: "... you are God's children, that is why God sent the Spirit of His Son into you." The Spirit of His Son is the Holy Spirit of God. The song will help us learn about the Spirit of God.



SPIRIT OF GOD

The Spirit of God is my
Helper and Guide
Giving me power to do what is right
(Repeat)

Spirit of God — Spirit of God
Spirit of God — Spirit of God
(Repeat)

He gives love — He gives joy
He gives peace — And He gives
Patience to both young and old.

Kindness and goodness
And faithfulness, gentleness,
He even gives self-control.



ACTIVITY PAGE 1, WEEK TWO ALL AGES

*"The Spirit of God is my Helper and Guide,
 Giving me power to do what is right!"*

When people make the choice to ask Jesus to live in them, they become children of God according to the Bible verse John 1:12. "All people (men, women, girls, boys) who receive Jesus and believe in Him become children of God."

Another Bible verse, Galatians 4:6, says:
 "... You are God's children. That is why God sent the Spirit of His Son into you."

The Spirit of His Son is the Holy Spirit of God. The song reminds us the Spirit of God is a Helper and Guide, and gives His children the power to do what is right.

Draw a picture or write some words to show/tell times when you need to ask the Holy Spirit to be your Helper and Guide.

Week Two Teacher/Mentor Guide 37



When people make an individual, voluntary choice to ask Jesus to live in them, their understanding and attitudes change in ways that allow them to love God, themselves and others. God sends the Spirit of His Son into each individual who asks. The Spirit of God gives individuals the power and motivation to choose what is right.

ACTIVITY TIME (15-20 Minutes)

MUSIC ACTIVITY [Guided Conversation]



The song will help us remember that the Spirit of God is a Helper and Guide, and gives people the power to choose and do what is right. On your Student Activity Page draw a picture or write some words to show/tell times when you need to ask the Holy Spirit to be your Helper and Guide. On the second half of the page, draw a picture or write some words to show/tell times when you need to ask the Holy Spirit to give you power to choose what is right.

DRAMA ACTIVITY



Choose two to four people to work together.

Make a list of words that describe times when you need to ask the Holy Spirit to be your Helper and Guide.

Choose one of these ideas and create a skit to demonstrate times you need to ask the Holy Spirit to give you power to choose what is right.

Be prepared to present your skit to the others.

SUMMARY (2-5 Minutes)

God's great compassion and love for people was shown when He sent His Son Jesus to earth to live, die and be brought back to life. This made it possible for everyone, everywhere, to live with God forever.

When we ask Jesus to live in us He makes it possible for us to know and love God; He helps us with our attitudes towards others. He helps us love ourselves and others just as they are. When you find it hard to accept and love yourself, your friends or family, ask Jesus to help you with your thoughts, feelings and actions towards others. When you find it hard to keep a promise, or when someone breaks a promise, ask Jesus to help you with your feelings and response. He will help you become a person of compassion, loving and caring for yourself and others.

*"The Spirit of God is my Helper and Guide,
Giving me power to do what is right!"*

When people make the choice to ask Jesus to live in them, they become children of God according to the Bible verse John 1:12: "All people (men, women, girls, boys) who receive Jesus and believe in Him become children of God."

Another Bible verse, Galatians 4:6, says:

". . . You are God's children. That is why God sent the Spirit of His Son into you."

The Spirit of His Son is the Holy Spirit of God. The song reminds us the Spirit of God is a Helper and Guide, and gives His children the power to do what is right.

Draw a picture or write some words to show/tell times when you need to ask the Holy Spirit to be your Helper and Guide.

Draw a picture or write some words to show/tell times when you need to ask the Holy Spirit to give you power to choose what is right.

This page is intentionally left blank.
In the original paper format there was a
cutout on this page.

JESUS AND ME EVERY DAY

OBJECTIVES

- To explore some Scriptures that make clear what a person does to ask Jesus to live in them.
- To explore some Scriptures that help a child know some of God's characteristics.
- To begin to memorize 1 John 5:11 and 12.
- To become aware of the meaning of the term "eternal life."
- To establish a pattern for daily Bible reading and memorization.

PREPARATION/MATERIALS NEEDED

1. Provide a copy of the Discipleship Activity Pages, "Jesus and Me."
2. Complete the Discipleship Activity Page, "Jesus and Me," so you will be familiar with all concepts presented.
3. Provide a Bible for each child. (Encourage children to bring their own Bibles when possible.)
4. Print on the chalk board the five truths in "Review/Focus."

REVIEW/FOCUS (5-10 Minutes)

[Guided Conversation]

Printed on the whiteboard (chalk/poster) are the five truths we are learning about God and Jesus.

Who would like to read the first one?

1. God loves people and sent His Son Jesus to teach people the best way to live now and forever. Compassion is another name for God.

Who would like to read the second one?

2. Jesus loves and cares for people and wants us to love and care for people too.

Who would like to read the third?

3. We can learn what is right and wrong because the Bible is true.


MAIN CHRISTIAN PRINCIPLE/CONCEPT



When people are sure of God's love, they have hope, a sense of belonging, a sense of competence and a sense of worth.

BENEFITS TO SOCIETY

When people are assured of an unchanging source of love and forgiveness, they are less likely to attack others who are different. They are more willing to live in harmony with others, more likely to be fair in their dealings with one another, and less likely to be critical.



**Bible verses found in the
Discipleship Game
"Jesus In Me":**

John 1:12

"All people who receive Jesus
and believe in Him become
children of God."

Matthew 28:20

"I am with you always."

Colossians 1:14

"The Son paid for our sins,
and in Him we have
forgiveness."

Hebrews 13:5

"I will never leave you."

Galatians 3:26

"You are a child of God by
faith in Christ Jesus."

Philippians 2:13

"God is at work within you,
helping you want to obey Him
and then helping you do what
He wants you to do."

Psalms 119:11

"I have hidden your word in
my heart that I might not sin
against you."

Matthew 7:7

"Continue to ask, and God
will give to you. Continue to
search, and you will find.
Continue to knock, and the
door will open for you."

Who would like to read the fourth?

4. Jesus is able to forgive people because He died to take the punishment for all the wrong things people think and say and do.

_____, please read the fifth idea.

5. When you ask Jesus to live in you, your understanding and attitudes change in ways that allow you to love God, yourself and others.

DISCOVER (20 - 25 Minutes)

[Guided Conversation]

One of the best things about following Jesus is the promise He makes to never leave us. Jesus is a person of integrity.

Today, instead of listening to a story, we are going to read Jesus' promises from the Bible. Let's begin by reviewing how the Bible is put together. **[Provide each child a Bible.]**

Please hold your Bible between your two hands. **[Demonstrate as you speak.]** How many books are there in the Bible? **[Allow children to respond. Answer: 66.]**

There are two parts to the Bible. Tap your left hand on the Bible. This part of the Bible is the Old Testament. **[Allow learners to repeat, "Old Testament."]** It has 39 books in it. **[Allow learners to repeat "39."]**

Tap your right hand on the Bible. This part of the Bible is the New Testament. **[Allow learners to repeat, "New Testament."]** It has 27 books in it. **[Allow learners to repeat "27."]**

The names of the first five books in the Old Testament are **[Hold up your left hand, begin with thumb, and move to fore-finger through little finger, as you say . . .]** Genesis, Exodus, Leviticus, Numbers and Deuteronomy.

The names of the first five books of the New Testament are **[Hold up your right hand, beginning with thumb, and move to fore-finger through little finger, as you say . . .]** Matthew, Mark, Luke, John and Acts.

The promise we are going to read is in the New Testament, in the Book of Matthew, chapter 28, verse 20.

First find the Book of Matthew. **[Guide children to finding the New Testament, and then the first book, Matthew.]** Then look for the big number, that is the chapter. Turn the pages until you find the big number 28. Then look for the verse; that is the little number. You are looking for verse 20.

Please read this verse together: Matthew 28:20:
"I am with you always."

Good! Now I'm giving each of you the Activity Pages, "Jesus and Me Every Day." Let's begin them together. Who would like to read the first sentence?

[Work with your children, allowing different ones to read as you progress through Activity Page 1. When you reach the "circle the pictures that show where God will be with you" pictures, page 2, encourage children to describe what the pictures tell them.]

What picture did you circle?

God will be with you when you _____. **[Answer: play.]**

God will be with you when you _____. **[Answer: sleep.]**

God will be with you when you _____. **[Possible answers: read with your father, uncle, brother, grandfather, etc.]**

God will be with you when you are _____. **[Possible answers: doing homework, working at school, etc.]**

Next please, "Circle the correct word in the box." You can check to see if you have the correct answer to the Hebrews 13:5 puzzle by looking at the Bible verse printed on Activity Page 4.

Next you have a crossword puzzle to complete. Use the three words printed next to the puzzle. Let me know if any of you need help completing the crossword puzzle.

Ephesians 4:32

"Be kind and loving to each other. Forgive each other just as God forgave you in Christ."

Psalms 135:3

"Praise God, for God is good."

Psalms 135:5

"God is great, our God is greater than all gods."

1 John 4:8

"God is love."

1 John 5:11, 12

"This is what God told us: God has given us eternal life, and this life is in his Son. Whoever has the Son has life. But the person who does not have the Son of God does not have life."



THEME THOUGHTS

When people are sure of
God's love, they have
hope!

Knowing what is right and
what is wrong gives
security and a standard
from which people can
think, discuss and act.

When we are sure God
loves us, we will want to
treat people as He does.
We become people of
compassion.

When people are sure of
God's love, they have a
sense of belonging.

God is a person of

- compassion
- forgiveness
- integrity

Now that you have completed the puzzle, turn to the next page. Who will volunteer to read the Bible verse, Philippians 2:13?

"God is at work within you, helping you want to obey Him and then helping you do what He wants you to do."

This verse says that God wants us to obey Him, but it doesn't say what it means to be obedient. The next activity will help you discover some of the things God wants you to think and do. Who would like to read the directions?

"Draw a picture here of something you think God wants you to do." If you need some ideas, you may read the Bible verses listed: Psalm 119:11; Matthew 7:7, Ephesians 4:32.

[Allow children 5-10 minutes to complete their drawings.]

I would like two or three of you to show/tell us about the pictures you drew.

Who would like to read the next direction? **[Allow a student to read: "Circle the words in these Bible verses that tell you something about God."]** Who would like to read the Bible verses, while the rest of us circle the words that tell something about God?

What words did you circle? **[Answers: God is good. God is greater than all gods. God is love. God is compassion]**

The next section is a "code game." The game will help you begin to memorize 1 John 5:11 and 12. Look at the code with me. There is a letter next to each number. Now look at the Bible verse. Where words are left out, there are blank spaces with numbers printed below. Look at the number, then find the letter in the code next to the number. Print that letter in the blank space. When you have filled in all the blank spaces you will be able to read the verse. Begin to work. Let me know if you need some help.

[Allow children 5-10 minutes to finish. Younger children will need more help and more time.]

Read the verse with me: "This is what God told us: God has given us eternal life, and this life is in His Son. Whoever has the Son has life. But the person who does not have the Son of God does not have life" (1 John 5:11, 12).

The next part of the game will help us understand the meaning of the term "eternal life." Who will read the first sentence?

"What does this verse say that God has given you?" The answer is found in the verse. **[Answer: eternal life.]**

Who would like to read the next sentence? **[Allow learners to read.]** "What is eternal life?"

[Allow children to interact and try to answer the question before they read the answer. The answer is printed upside down under the blank line. Answer: Life with God now and forever.]

Who would like to read the next sentence? **[Learner reads.]** "Where do you find this life?" **[The answer is in the verse: in the Son (Jesus).]**

Who would like to read the last question? **[Learner reads.]** "Do you have the Son (Jesus)?" **[Answer: John 1:12. You have the Son (Jesus) if you have asked Jesus to live in you.]**

When we are sure God loves us, we will want to treat people as He does. To help us know how God treats people and ways He shows us to live, we need to read and memorize Bible verses. Turn to the back page, "Bible verses to read and memorize."

Choose a verse you wish to memorize. **[If time allows, have the children begin to memorize in class.]**

Please take these Activity Pages home with you and memorize some or all of these verses. When you memorize a verse(s) you may repeat them to me and I will [check, initial, put a sticker] in the box next to the verse you completed.

[As time allows, you may choose one or more of the following additional activities.]



1 John 5:11,12

Fill in the missing words in these verses using this code:

1=A 4=D 7=G 10=J 13=M 16=P 19=S 22=V 25=Y
 2=B 5=E 8=H 11=K 14=N 17=Q 20=T 23=W 26=Z
 3=C 6=F 9=I 12=L 15=O 18=R 21=U 24=X

"This is what God _____ us: God has given us
 eternal _____, and this life is in His _____. Whoever
 has the Son has life. But the _____ who does not
 have the Son of God does not have _____." (1 John 5:11, 12)
 New Century Version

What does this verse say God has given you? _____

What is eternal life? _____

Where do you find this life? _____

Do you have the Son, Jesus? _____

ACTIVITY TIME



DRAW AND/OR ACT OUT

[Give an Activity Page 5 to each child.] Jesus promised, "You can be sure that I will be with you always" (Matthew 28:20). Draw a picture showing places and/or times Jesus will be with you, or choose a friend and act out places and times Jesus will be with you.

MUSIC ACTIVITY



Here is a song to help us remember that Jesus will never leave us:

I WILL NOT LEAVE

I will not leave. I will not go.
This is a promise I want you to know.
I will not go. I will not leave.
This is a promise that you can believe.

CHORUS:

Always and always, forever and ever,
This is how long I (He) will stay.
Always and always, forever and ever,
Jesus will not go away.
He will stay day after day.
He will not leave. He will not go.
This is a promise that I need to know.
He will not go. He will not leave.
This is a promise that I can believe.

(Chorus)

Second after second, minute after minute,
Hour after hour Jesus will stay.
Sunday after Sunday,
Weekend after weekend,
Summer after summer Jesus will stay.
School year after school year,
Christmas after Christmas,
Birthday after birthday Jesus will stay.

I WILL NOT LEAVE



(ADDITIONAL ACTIVITIES)



CALENDAR

God promises to be with us all year! Your Activity Page is a calendar. In each square of the calendar draw or paste a picture of something you will do or a holiday you will celebrate during the month.

Events pictured can be birthdays of family members, special events at school or church, holidays, family outings or vacations, etc.

[Give an Activity Page 6 to each child.]

JESUS PROMISES...			
...to be with us all year. Draw or paste a picture of something you will do or a holiday you will celebrate during each month.			
JANUARY	FEBRUARY	MARCH	APRIL
MAY	JUNE	JULY	AUGUST
SEPTEMBER	OCTOBER	NOVEMBER	DECEMBER

SUMMARY (2-5 Minutes)

[Guided Conversation]

Being sure of God's love gives us a sense of belonging. No matter what takes place in our lives, we can be sure we belong to God. We can be sure that He loves us. We can be sure we are important and worthy because God created us. We can be sure that we are capable and competent because God continues to teach us, to equip us and enable us to become all He wants us to be.




*When people are sure
of God's love,
they have hope,
a sense of belonging,
a sense of competence
and a sense of worth.*

This page is intentionally left blank.
In the original paper format there was a
cutout on this page.

Jesus and Me Every Day

**God's book,
the Bible says:**

This page is intentionally left blank.
In the original paper format there was a
cutout on this page.



Think about
what happens now
that you are
a child of God!

**"The Son (Jesus)
paid for our sins,
and in Him we
have forgiveness."**

—Colossians 1:14

God promises to
forgive you for the
wrong things you
think, say and do.
God is a forgiver

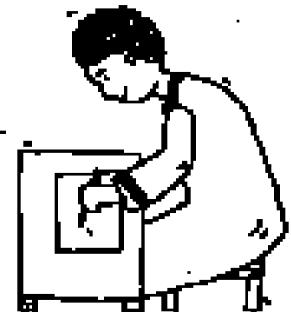
**God's book the
Bible says:
"I am with you
always."**

—Matthew 28:20

Circle the correct word in the
Bible verse below:

"I will (always) (never)
(sometimes) leave you."

Hebrews 13:5

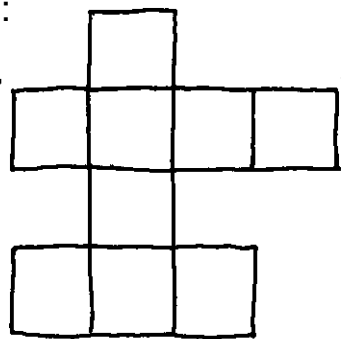


Make a crossword puzzle
using these three words:

new

life

live



You begin a new life
with God and His Son
Jesus. God wants you
to live this **new life**, and
He will help you do it!

This page is intentionally left blank.
In the original paper format there was a
cutout on this page.




“God is at work within you, helping you want to obey Him and then helping you do what He wants you to do.”

—Philippians 2:13



Draw a picture of something you think God wants you to do.
For ideas read:
Psalm 119:11
Matthew 7:7
Ephesians 4:32



Circle the words in these Bible verses that tell you something about God:



“Praise God, for God is good.”

—Psalm 135:3

“God is great, our God is greater than all gods.”

—Psalm 135:5

“God is love.”

—1 John 4:8



God is compassion.

1 John 5:11,12

Fill in the missing words in these verses using this code:

1=A	4=D	7=G	10=J	13=M	16=P	19=S	22=V	25=Y
2=B	5=E	8=H	11=K	14=N	17=Q	20=T	23=W	26=Z
3=C	6=F	9=I	12=L	15=O	18=R	21=U	24=X	

“This is what God 20 15 12 4 us: God has given us eternal 12 9 6 5, and this life is in His 19 15 14. Whoever has the Son has life. But the 16 5 18 19 15 14 who does not have the Son of God does not have 12 9 6 5” (1 John 5:11,12).

New Century Version


What does this verse say God has given you? _____

What is eternal life? _____

Life with God now and forever.

Where do you find this life? _____

Do you have the Son, Jesus? _____



This page is intentionally left blank.
In the original paper format there was a
cutout on this page.

This Week

Bible verses to read and memorize:

- 1** "I am with you always." –*Matthew 28:20*
"I will never leave you" –*Hebrews 13:5*
- 2** "You are a child of God by faith in Christ Jesus." –*Galatians 3:26*
- 3** "All people (men, women, girls, boys) who receive Jesus and believe in Him become children of God." –*John 1:12*
- 4** "Be kind and loving to each other. Forgive each other just as God forgave you in Christ." –*Ephesians 4:32*
- 5** "I have hidden Your word in my heart that I might not sin against You." –*Psalms 119:11*
- 6** "Continue to ask, and God will give it to you, continue to search, and you will find." –*Matthew 7:7*
- 7** "This is what God told us: God has given us eternal life, and this life is in His Son. Whoever has the Son has life. But the person who does not have the Son of God does not have life." –*1 John 5:11,12*



God is a person of:

- **compassion**
- **forgiveness**
- **integrity**

This page is intentionally left blank.
In the original paper format there was a
cutout on this page.

Draw and/or act out places and times Jesus will be with you.



This page is intentionally left blank.
In the original paper format there was a
cutout on this page.

JESUS PROMISES...

...to be with us all year. Draw or paste a picture of something you will do or a holiday you will celebrate during each month.

JANUARY	FEBRUARY	MARCH	APRIL
MAY	JUNE	JULY	AUGUST
SEPTEMBER	OCTOBER	NOVEMBER	DECEMBER

This page is intentionally left blank.
In the original paper format there was a
cutout on this page.

TALKING TO GOD

OBJECTIVES

- To understand that you can talk with God about everything.
- To practice talking with God about everyday situations and experiences.
- To discover you can talk with God anytime, anywhere, aloud or silently.
- To understand God always answers prayer.
- To learn three steps to take when you do something wrong.
- To establish a pattern for daily prayer.
- To understand that telling the truth builds integrity.

PREPARATION/MATERIALS NEEDED

1. Discipleship Activity Pages "Talking to God" for each child.
2. Complete the Discipleship Activity Pages "Talking to God" before the session so you will be familiar with all concepts presented.
3. A chalkboard or large piece of paper for Review/Focus.
4. *It Takes Love* cassette or CD; song chart or transparency.

REVIEW/FOCUS (5-10 Minutes)

As children arrive, allow those who memorized verses from the Discipleship Activity Page "Jesus In Me Every Day" to say the verses to you. Give approval and recognition to the children with your initials or a sticker in the box next to the verse they completed. While you are listening to individual children, guide the others to continue memorizing verses.

MAIN CHRISTIAN PRINCIPLE/CONCEPT




Living according to God's moral and ethical laws is a personal commitment to Him. Talking with God daily is essential to maintaining fellowship with Him.

BENEFITS TO SOCIETY

As people develop a personal relationship and fellowship with God, they take responsibility for themselves, their family and their community. They make constructive decisions and choices. They obey the laws of the state without force or fear.

WORD ASSOCIATION

Choose
Child of God
Good
Love
Eternal Life
Memorize



Bible Verses to Memorize:

Matthew 28:20

"I am with you always."

Hebrews 13:5

"I will never leave you."

Galatians 3:26

"You are a child of God by faith in Christ Jesus."

Jeremiah 33:3

"Pray to me, and I will answer you."

[Guided Conversation]

We are going to do some word association to review the concepts from our last lesson. Word association means to say a word or phrase and then think of another word or phrase that tells what we are learning. Let me give you an example:

[Write an example on the chalkboard or large piece of paper.]

When I write the word "promise," we remember that God promised to send His Son Jesus. So, I will write:

Promise

Now I'll write a word or phrase on the board. **[God promised to send His Son Jesus. God is a promise keeper. God is a person of integrity.]** Then you think and be ready to tell the class a word or phrase about what we are learning about following Jesus that relates to the word or phrase I wrote on the board. Any questions?

The first word is "choose." From our first three lessons, what have we learned to choose?

Choose - [Possible answers: to ask Jesus to live in you, to memorize Bible verses, to choose to obey what God says in His book, the Bible.]

When I write "child of God," who do followers of Jesus believe are children of God?

Child of God - [Possible answers: John 1:12, those who receive Jesus, those who believe Jesus is God's Son.]

What have we learned about the word "good"?

Good - [Possible answers: God is good, God is greater than all gods, God is compassionate.]

What have we learned about "love"?

Love - [Possible answers: God is love, Jesus loves and cares for people, people can love and care for others.]

What is "eternal life"?

[Possible answers: to live forever, life with God now and forever.]

What does "memorize" mean?

[Possible answers: To remember, to commit to memory, Bible verses.]

DISCOVER "TALKING TO GOD" (15-25 Minutes)

[Distribute a copy of the "Talking to God" Activity Pages to each child.]

[Guided Conversation]

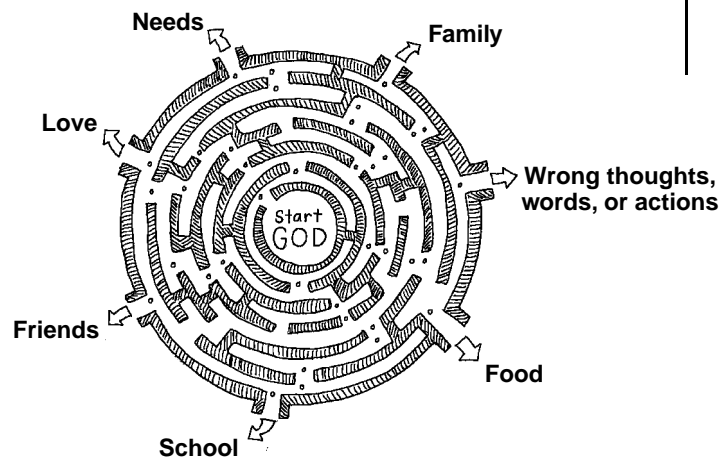
The first activity gives you the chance to use your memory. Do you remember three verses that are promises to you? Write them from memory in the spaces provided. [If children need assistance, help them locate the verses in their Bibles.]

Who will choose to tell the class what you have written for Matthew 28:20? Hebrews 13:5? Galatians 3:26?

Good! You are doing well with your memorization. Who would like to read the rest of this page? [Allow a child to read beginning with "Now that you are a child of God..." and ending with "to talk with Him about everything!"]

Next is a "maze." Who will choose to read the directions?

"Start with the word 'God.' When you find your way to another word, stop and talk to God about that word or words."



Bible Verses to Memorize:

Psalm 32:1

"Happy is the person whose sins are forgiven."

1 John 1:9

"If we confess our sins, God is faithful and just to forgive us and to make us clean from the wrong we did."

Psalm 37:5

"Commit your way to the Lord, trust Him, and He will do it."

WORDS IN THE "MAZE" GAME

Start with "God"

Needs
Family
Wrong thoughts, words or actions
Food
School
Friends
Love



THEME THOUGHTS

"God wants to help you
with everything."

God answers, "Yes," "No,"
"Wait awhile," or "I have
something better!"

"I can talk to God anytime
and anywhere about
anything!"

God cares about your
problems, big or small!

God knows what will
happen in the future. Trust
Him to help you make the
right choice.

Please choose a partner and do this game together. When you find your way to a word, that word will remind you of something you can talk about with God. Ask your partner what they would say to God. If you get stuck, there are some ideas printed in the "conversation squares" to help you. Be ready to share some of your thoughts.

[Allow children 5 to 10 minutes to complete this part of the activity. Move around the room to help the "partners" get started, to answer any questions, and to evaluate the children's responses.]

Let's begin telling thoughts and ideas about the word "Family." Which partners would like to share first? Next, the words "Wrong thoughts or actions." What were your ideas about "food"? About "school"? How did you talk to God about "friends"? About "needs"?

We are beginning to understand that we can talk to God about everything. Please turn to Activity Page 2

Good! Now the next activity helps us understand when and how a person can pray. Please read along with me. God wants you to talk with Him! "Pray to Me, and I will answer you." Jeremiah 33:3 When God says "Pray to Me," He means "Talk with Me."

Now, as we read, mark out all the K's and X's to solve the puzzle. "God says . . .

. . . I will hear your prayer _____, _____."

[Give learners time to cross out the K's and X's and then ask a child to share an answer. Answers: anytime, anywhere.]

" . . . You can pray "_____." **[Pause, giving children time to cross out the K's and X's. Then ask a child to read the completed sentence. Answer: silently.]** inside, where only God hears."

" . . . You can pray _____." **[Give children time to cross out the K's and X's and then ask a child to share an answer. Answer: out loud.]**

... You can tell Him "I _____." [Answer: love You.]

"God wants to help you with everything.
God cares about your problems, big or small.
God always answers your prayers."

Who would like to read what the girl is thinking?
[**"Sometimes I wonder if God hears me. . ."**]

You may be wondering the same thing. The next part of the activity gives us some ideas about what God says.

As I read aloud, please read silently along with me and then follow what the directions tell you to do.

"Sometimes He says 'Yes!' Color the circle green or write 'G.' God wants you to have everything you need."

"Sometimes He says 'No.' Color the circle red or write 'R.' Trust God to tell you 'no' when you ask for something that is not best for you."

"Sometimes God says 'Slow down, wait awhile.' Color the circle yellow or write 'Y.' God is wise and will give you what you need at the right time."

"Sometimes God says 'I have something better.' Color the star any color you like. God knows what will happen in the future. Trust Him to make the right choice for you."

Some people think you can only talk with God if you think and do everything that is good or right or perfect. That kind of thinking is not correct.

God wants to talk with us all the time, even when we think or do something wrong. Please turn to Activity Page 3. This page tells us what to do when we think, say or do something wrong.

Who would like to read beginning with "What if I do something wrong?" and ending with "These three steps help you confess when you choose wrong"?

Who would like to read beginning with "Confessing means," and ending with "1 John 1:9"?




Sometimes He says "Yes!" ○
(Color the circle green or write "G.")
God wants you to have everything you need.

Sometimes He says "No." ○
(Color the circle red or write "R.")
Trust God to tell you no when you ask for something that is not best for you.

Sometimes God says "Slow down, wait awhile." ○
(Color the circle yellow or write "Y.")
God is wise and will give you what you need at the right time.

Sometimes God says "I have something better." ☆
(Color the star any color you like.)
God knows what will happen in the future.
Trust Him to make the right choice for you.

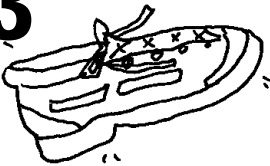
1



2



3



THEME THOUGHT

People can count on me.
I'm a person with integrity.

READ

The next part is a "true or false" activity. Answer the questions by writing "true" or "false" in the blanks. When you have finished, you and your partner correct each other's answers.

People who follow Jesus like to talk with God every day. The sentences under the heading "Every Day," give us ideas for prayer. The boxes are there to check or star, just for fun. Let's read through each sentence. Here is another Bible verse to read and memorize, Psalm 37:5: "Depend on the Lord. Trust Him, and He will take care of you."

Telling God the truth and talking with God about what you think and say and do helps you become a person of integrity.



MUSIC ACTIVITY

[Guided Conversation]

Talking with God daily helps us remember He is always with us. Here is a song that will help us remember the things we learned in the game.

I ASKED GOD

[This song is on the *It Takes Love* cassette or CD. To order, please call 1-800-432-1997. If the music is not available, make a copy of the words for each child. Ask children to read the words and circle the thoughts or ideas they remember from the activity pages they completed in this lesson.]

I ASKED GOD

I asked God for something special
 And He said "Yes, that's a green
 light. Go!"
 I asked God for something special.
 He said "Yes," not no.

CHORUS

Because He loves me and knows
 what
 Is very best for me. (Repeat)

I asked God for something special.
 And He said "No, that's a red light.
 Stop."
 I asked God for something special
 He said "Absolutely not!"

(CHORUS)

I asked God for something special.
 And He said
 "Wait, that's a yellow light. Slow."
 I asked God for something special.
 And He will let me know.

(CHORUS)

Sometimes He gives answers,
 Not red or yellow or green.
 Much better than I asked for,
 Much better than my dreams.
 It was not on my prayer list.
 He thought it up for me.
 Much better than I hoped for.
 Exactly what I need!!

MAIN CHRISTIAN
PRINCIPLE/CONCEPT



Living according to God's moral and ethical laws is a personal commitment to Him. Talking with God daily is essential to maintaining fellowship with Him.

SUMMARY (2-5 Minutes)

We can talk to God any time, anywhere. We can talk about anything. He's always there. He always hears our prayers. Today we are going to summarize our lesson with music and words. The name of the song is "I Can Talk To God."

[Read the words with the children, then sing the song as many times as your schedule allows. This song is on the *It Takes Love* cassette or CD.]

NOTES



I CAN TALK TO GOD

The musical score for 'I Can Talk to God' is written in G major (one sharp) and 4/4 time. It consists of 16 staves of music. The first staff is marked 'Solo' and 'D'. The second staff is marked 'D' and 'A'. The third staff is marked 'G' and 'A'. The fourth staff is marked 'D' and 'A7'. The fifth staff is marked 'G7' and 'D'. The sixth staff is marked 'D' and 'A7'. The seventh staff is marked 'D' and 'A7'. The eighth staff is marked 'D' and 'A7'. The ninth staff is marked 'D' and 'A7'. The tenth staff is marked 'D' and 'A7'. The eleventh staff is marked 'D' and 'A7'. The twelfth staff is marked 'D' and 'A7'. The thirteenth staff is marked 'D' and 'A7'. The fourteenth staff is marked 'D' and 'A7'. The fifteenth staff is marked 'D' and 'A7'. The sixteenth staff is marked 'D' and 'A7'.

I CAN TALK TO GOD



REFRAIN:

I can talk to God any time,
 I can talk to God anywhere
 We can talk about anything,
 And He hears my prayer
 He's always there, any time,
 I can talk to God anywhere,
 We can talk about anything
 And He hears my prayer, He's always there
 He always hears my prayer.

I can talk to God with my seatbelt on,
 I can talk to God when my Mom is gone,
 I can talk to God when my friend can't play,
 It doesn't matter what time of day.
 I can talk to God if I'm bowing my head,
 I can talk to God if I'm laying in bed,
 I can talk to God just running around,
 It doesn't matter if I'm up or down.
 And the list goes on and on and on and on and on.

(Refrain)

I can talk to God when I'm climbing a tree,
 I can talk to God down on my knees,
 I can talk to God right before a meal,
 It doesn't matter about the way I feel.
 I can talk to God if I'm feeling sad,
 I can talk to God when I'm really mad,
 I can talk to God when I'm afraid of the night,
 It doesn't matter if it's dark or light.
 And the list goes on and on and on and on and on.

(Refrain)

I can talk to God when I'm singing a song,
 I can talk to God just walking along,
 I can talk to God about the problems I've had,
 It doesn't matter if it's good or bad.
 I can talk to God about surprise things,
 I can talk to God about everything,
 I can talk to God, oh yes I can and
 It doesn't matter if it's anyplace, anybody,
 Anyhow, anymore, anyone, anything
 Anyway, any time, any old "any" at all.

(Refrain)

This page is intentionally left blank.
In the original paper format there was a
cutout on this page.

Prayer

Do you remember God's promises to you?



Matthew 28:20: _____

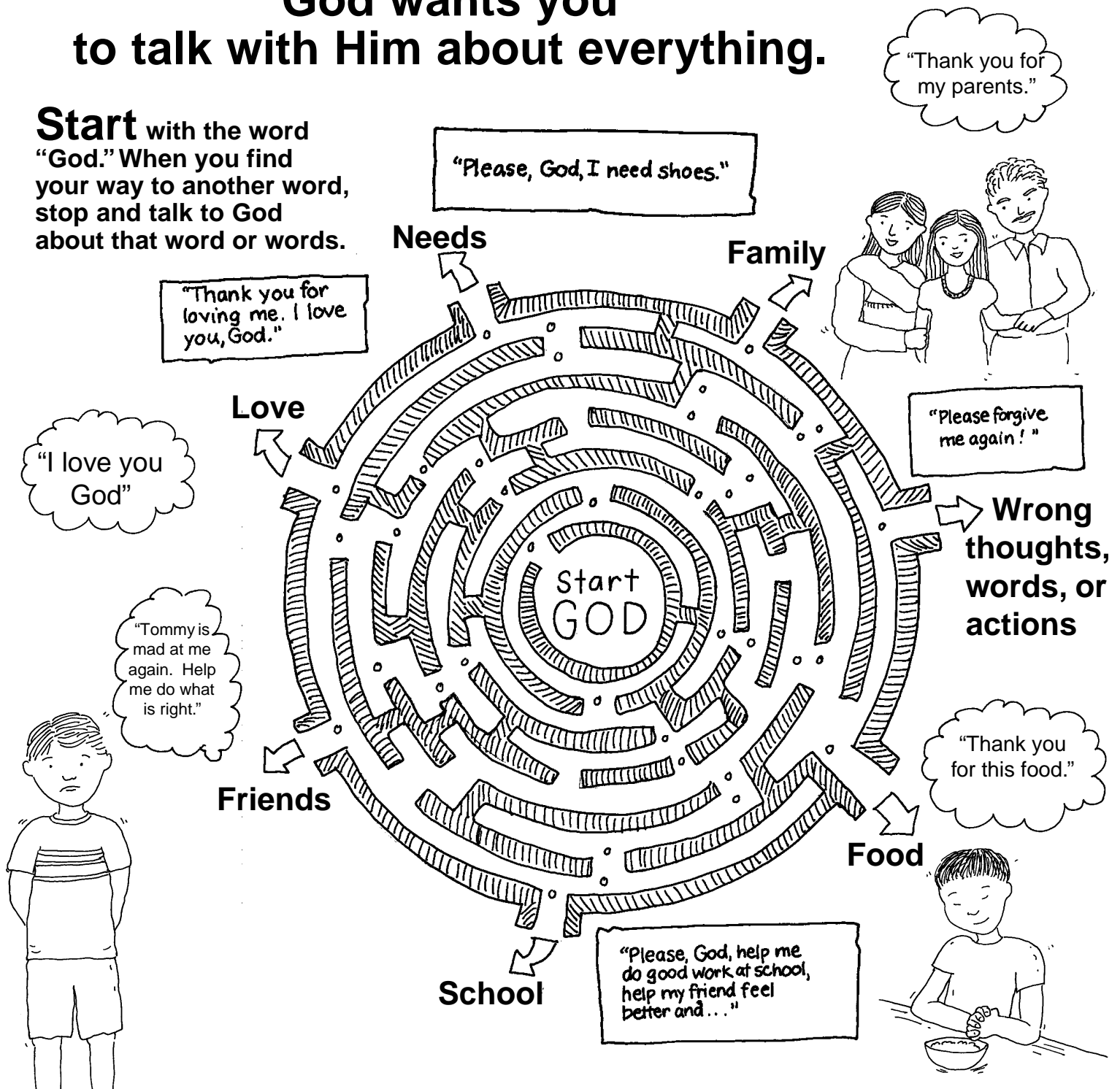
Hebrews 13:5: _____

Galatians 3:26: "You are a _____ of God by faith in Christ Jesus."

NOW THAT YOU ARE A CHILD OF GOD....

**God wants you
to talk with Him about everything.**

Start with the word
"God." When you find
your way to another word,
stop and talk to God
about that word or words.



This page is intentionally left blank.
In the original paper format there was a
cutout on this page.

God wants you to talk with Him!

"Pray to Me, and I will answer you."

—Jeremiah 33:3

**When God says "Pray to Me,"
He means "Talk with Me"**

God says...

(Mark out all the **K**'s and **X**'s to solve the puzzle.)

...I will hear your prayer AKNY XTXIMKE, AXNKY-WXHkere.

...You can pray KSXILXEKNKTXLY inside, where only God hears.

... You can pray XOXUTK LKOXUXD.

...You can tell Him "I XLKOXVE YKOXU."

God wants to help you with everything.
God cares about your problems, big or small.
God always answers your prayers.

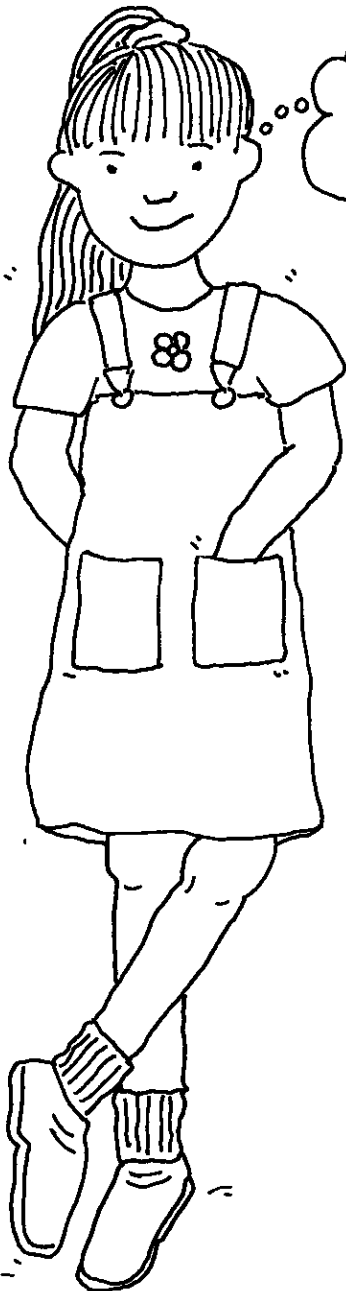
Sometimes He says "Yes!" ☐
(Color the circle green or write "G.")
God wants you to have everything you need.

Sometimes He says "No." ☐
(Color the circle red or write "R.")
Trust God to tell you "no" when you ask for something that is not best for you.

Sometimes God says "Slow down, wait awhile." ☐
(Color the circle yellow or write "Y.")
God is wise and will give you what you need at the right time.

Sometimes God says "I have something better." ☐
(Color the star any color you like.)
God knows what will happen in the future.
Trust Him to make the right choice for you.

**Sometimes
I wonder if
God hears
me...**



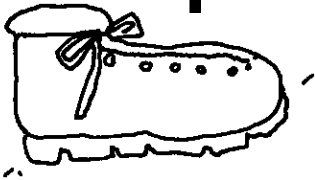
This page is intentionally left blank.
In the original paper format there was a
cutout on this page.



What if I do something wrong?

Whenever you do something you know is wrong, talk to God. Take these steps:

1



Agree with God that what you thought, said or did was not what He wanted.

2



Thank Jesus for forgiving the wrong things you think, say and do (your sins).

3




Trust God to help change your thoughts, words and actions.

These three steps help you confess when you choose wrong.



Confessing means telling God you agree with Him that what you thought, said or did was wrong.

Confessing helps you know God loves and forgives you.



"If we confess our sins, He will forgive our sins. We can trust God. He does what is right. He will make us clean from all the wrongs we have done."

-1 John 1:9



This page is intentionally left blank.
In the original paper format there was a
cutout on this page.

**Answer these questions
by writing “true” or “false”
in the blanks.**

- _____ 1. Prayer is talking to God.
- _____ 2. You can pray anywhere.
- _____ 3. God can hear you only if you pray really loud.
- _____ 4. God sometimes wants you to wait for what you ask.
- _____ 5. God always says “Yes” to your prayers.
- _____ 6. God cares about all your problems.
- _____ 7. God forgives you when you tell Him you were wrong.
- _____ 8. You must be on your knees when you pray.

Answers: 1. True 2. True 3. False 4. True 5. False
6. True 7. True 8. False



Every Day

- ☐ Thank God for His love and care.
- ☐ Tell God you love Him.
- ☐ Ask God to help you think, say and do what is right.
- ☐ Ask God to forgive you when you think, say or do wrong things (sin).
- ☐ Thank God for answering your prayers in the way He knows best.

GOD ALWAYS HEARS YOUR PRAYERS!

READ AND MEMORIZE THIS VERSE THIS WEEK!

GOD’S BOOK, THE BIBLE, SAYS:
“Depend on the Lord. Trust Him,
and He will take care of you.”

—Psalm 37:5

Unless noted, Bible verses are from the Children’s International Bible.

This page is intentionally left blank.
In the original paper format there was a
cutout on this page.

I ASKED GOD

I asked God for something special
And He said "Yes, that's a green light. Go!"
I asked God for something special.
He said "Yes," not no.

CHORUS

Because He loves me and knows what
is very best for me. (Repeat)

I asked God for something special.
And He said "No, that's a red light. Stop."
I asked God for something special
He said "Absolutely not!"
(CHORUS)

I asked God for something special.
And He said
"Wait, that's a yellow light. Slow."
I asked God for something special.
And He will let me know.
(CHORUS)

Sometimes He gives answers,
Not red or yellow or green.
Much better than I asked for,
Much better than my dreams.
It was not on my prayer list.
He thought it up for me.
Much better than I hoped for.
Exactly what I need!!

This page is intentionally left blank.
In the original paper format there was a
cutout on this page.

I CAN TALK TO GOD

REFRAIN

I can talk to God any time, I can talk to God anywhere
We can talk about anything, And He hears my prayer
He's always there, any time,
I can talk to God anywhere, We can talk about anything
And He hears my prayer, He's always there
He always hears my prayer.

I can talk to God with my seatbelt on,
I can talk to God when my Mom is gone,
I can talk to God when my friend can't play,
It doesn't matter what time of day.
I can talk to God if I'm bowing my head,
I can talk to God if I'm laying in bed,
I can talk to God just running around,
It doesn't matter if I'm up or down.
And the list goes on and on and on and on and on.
(Refrain)

I can talk to God when I'm climbing a tree,
I can talk to God down on my knees,
I can talk to God right before a meal,
It doesn't matter about the way I feel.
I can talk to God if I'm feeling sad,
I can talk to God when I'm really mad,
I can talk to God when I'm afraid of the night,
It doesn't matter if it's dark or light.
And the list goes on and on and on and on and on.
(Refrain)

I can talk to God when I'm singing a song,
I can talk to God just walking along,
I can talk to God about the problems I've had,
It doesn't matter if it's good or bad.
I can talk to God about surprise things,
I can talk to God about everything,
I can talk to God, oh yes I can and
It doesn't matter if it's anyplace, anybody,
Anyhow, anymore, anyone, anything
Anyway, any time, any old "any" at all.
(Refrain)

This page is intentionally left blank.
In the original paper format there was a
cutout on this page.

GROWING

OBJECTIVES

- To identify things that grow.
- To identify people in your life who love you.
- To understand that God loves you too.
- To identify ways to help friendships grow.
- To become aware of five ways to help you grow in your friendship and relationship with Jesus.

PREPARATION/MATERIALS NEEDED

1. Provide a "Review and Focus" Activity Page 5 for each learner.
2. Provide Discipleship Activity Pages, "Growing," for each learner.
3. Complete the Discipleship Activity Pages, "Growing," before the session so you will be familiar with all concepts.

REVIEW/FOCUS (5-10 Minutes)

[Guided Conversation]

What are some things we learned in the last lesson about prayer?

[Allow learners to respond. Possible Answers:

God wants you to talk with Him about everything. You can talk with God any time, anywhere, silently or out loud. God always answers your prayers. Sometimes He says "yes," sometimes "no," sometimes "wait awhile;" sometimes God says "I have something better for you."]

Confession is part of prayer. It means telling God you agree with Him that what you thought or did was wrong. Confessing helps you know God loves and forgives you. Telling God and others the truth helps you become a person of integrity.

Here is a word puzzle for each of you to complete, to review and remind you of what to do when you think, say or do something wrong. (Activity Page 5)

MAIN CHRISTIAN PRINCIPLE/CONCEPT



The daily process of character building includes learning to pray, learning to read the Bible, being with other Christians, learning to tell others about Jesus and choosing to obey God.

BENEFITS TO SOCIETY

When individuals live out their commitment to follow the teachings of Christ on a daily basis, their Christian worldview becomes a strong influence on the actions and teachings of society. A Christian foundation also provides a framework to respond to educational, social and political challenges.

ANSWERS TO WORD PUZZLE

T H A N K S J P
R U G G E D E S
U S R S A B S Y
S A E L E C U T
T U E S O I S E

REVIEW AND FOCUS

Complete the puzzle by answering the question, "What are three steps that can be taken whenever you think, say, or do something wrong?" Circle the key words hidden in the puzzle. The words go up and down or straight across.

T H A N K S J P
R U G G E D E S
U S R S A B S Y
S A E L E C U T
T U E S O I S E



1. _____ with God that what you thought, said or did was not what He wanted.

2. _____ for forgiving the wrong things you think, say, or do (your sins).



3. _____ God to help change your thoughts, words and actions.

Telling God and others the truth helps you become a *person of integrity*.

Activity Page 5

Week Five/Teacher/Mentor Guide

Growing 97

THINGS THAT GROW

Trees
Flowers
Children

THINGS THAT DO NOT GROW

Cars
Rocks
Balls

Please complete the puzzle by answering the question, "What are three steps that can be taken whenever you think, say or do something wrong?" Circle the key words hidden in the puzzle. The words go up and down or straight across.

T H A N K S J P
R U G G E D E S
U S R S A B S Y
S A E L E C U T
T U E S O I S E

[Answers:

1. Agree with God that what you thought, said or did was not what He wanted.
2. Thank Jesus for forgiving the wrong things you think, say or do (your sins).
3. Trust God to help change your thoughts, words and actions.]

DISCOVER "GROWING" (20-30 Minutes)

[Give each child a set of "Growing" Activity Pages 1-4]
[Guided Conversation]

It is important to "grow" in your friendship and relationship with God.

The "Growing" Activity Pages begin by helping us identify some things that grow and some things that do not grow.

"Circle the pictures of things that grow."

Do cars grow? Do rocks grow? How about trees, flowers, balls, children?

Who would like to read the next directions? ["Trees and flowers need certain things to grow. Fill in the letters to discover these things."]

When you are done, check your answers with the "upside down" words.

Trees and flowers need light, water and soil to grow.

Children need food, water, love and someone to love, to help them grow.

Turn to Activity Page 2. Please read with me: "People who love you... "Next, circle the names of some people in your life who love you."

"Now put the names you circled on the lines below." Then read the sentence you have created. Who would like to read their sentence?

[Allow several children to read their sentence.]

"God Loves You Too!"

The next directions say: "Put a box around the ways that help your friendship and relationship grow with the people you love—the people you circled above."

[For Younger Children]

As I read the phrases, you decide if the statement I read is something that will help you know more about your family or friends. If you think, "Yes, that will help me know my friends/family better," draw a box around the phrase.

Listen to each other.
Talk with each other.
Read some of the same books.
Go to different schools.
Go places together.
Tell each other about special people you know.
Be with each other only once a year.
Help with homework.

Which ones did you put in a box?

These activities have helped us think about things that grow, and about how our friendships and relationships grow with people.

Who would like to read the next sentence?

"Now learn some ways to grow in your new life with Jesus."

People who love you...

Circle the names of some people in your life who **LOVE** you:

MOTHER SISTER GRANDFATHER
BROTHER TEACHER GRANDMOTHER
NEIGHBOR FATHER AUNTIE
UNCLE FRIEND
FOSTER FAMILY COUSIN MENTOR

*I don't have to wait until
I'm grown
to be loving, kind and true.
I can pray and read my
Bible,
be with other Christians,
too.*

**Ways to grow in your
new life with Jesus:**

Pray.

Read your Bible.

Be with Christians.

Answer to "Prayer" puzzle

Prayer is talking to God by yourself and with others. You can talk to God any T I M E, any W H E R E. You can talk to God by Y O U R S E L F and with others. God always answers. Sometimes He says Y E S. Sometimes N O. Often He says W A I T A W H I L E. Or He tells us a B E T T E R way.

Please read along with me:

"Here are some ways to help you grow in this new life. You need to pray and read your Bible, be with Christians (**others who believe Jesus is God's Son**), tell others about Jesus and obey God. Here is a song to help you remember what you need to grow." [Sing this to the familiar tune, **"Come Thou Font of Every Blessing."**]

I don't have to wait until I'm grown
to be loving, kind and true.

I can pray and read my Bible,
be with other Christians, too.

[Please look at the next page to find ways to help you pray, read your Bible, be with people who believe that Jesus is God's Son.]

Let's begin by reviewing some things we have learned about prayer.

As I read, please fill in the blanks: **[Pause before each blank to allow the children to guess the answers.]**

1. Prayer

"You can talk to God any t i m e, any w h e r e. You can talk to God by y o u r s e l f and with others. God always answers. Sometimes He says y e s. Sometimes n o. Often He says w a i t a w h i l e. Or He tells us a b e t t e r way."

Please look at the prayer list to the right. The directions say, "Find and read this verse in your Bible: Philippians 4:6." If you do not have a Bible, the verse is printed on the Activity Page 4. Please read the first verse, Philippians 4:6. **["Do not worry about anything. But pray and ask God for everything you need. And when you pray, always give thanks."]**

The directions continue: "Write your prayers and God's answers on the list below."

Often people who believe in God and His Son Jesus, keep “prayer lists” to help them remember and be aware of God’s answers to their prayers.

Please read this list with me.

“What I am praying about: My mother to get well.

Date I began to pray: March 3.

On this date God said: . . . Yes, she is well!”

Please read the next entry under *WHAT I AM PRAYING ABOUT*. “Please, God, I need a Christian friend. November 4.”

What is under the column, *ON THIS DATE GOD SAID*? **[There is no answer yet.]**

What could be the answer? **[Yes . . . and a specific name. No. Wait a while.]**

You may wish to use this prayer list or make one of your own.

2. The Bible

This section will help you plan a special time to read your Bible and talk with God.

Who would like to read?

“Every day have a special time to read your Bible and talk with God. Read Psalm 5:3: ‘God, every morning You hear my voice. Every morning, I tell You what I need. And I wait for Your answer.’”

Circle the words in this verse that tell you about a time to talk with God. Write some thoughts you have as you read your Bible. Try it now with Psalm 5:3.”

Book of the Bible I am reading: **[Answer: Psalms]**

Chapter: **[Answer: 5]**

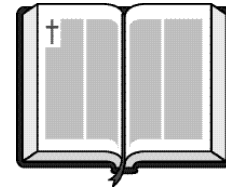
Verse: **[Answer: 3]**

Write some thoughts you have about this verse. **[Allow children 2 or 3 minutes to write.]**

The character virtue you need to help you read your Bible and talk to God every day is “perseverance.” Perseverance means to never, never, never give up. Even if you miss some days – start again. Never give up talking to God and reading His book, the Bible.

THE BIBLE

Every day have a special time to read your Bible and talk with God.



Bible verses found in week Five “Growing”:

Philippians 4:6

“Do not worry about anything. But pray and ask God for everything you need. And when you pray, always give ‘thanks.’”

Psalms 5:3

“God, every morning You hear my voice. Every morning, I tell You what I need. And I wait for Your answer.”

John 14:21

“He who knows my commands and obeys them is the one who loves Me. And My Father will love him who loves Me. I will love him and will show Myself to him.”

Hebrews 10:24

“Let us think about each other and help each other to show love and do good deeds.”



THEME THOUGHTS

PRAYER is talking to God by yourself and with others.

CONFESSION MEANS . . .

. . . telling God you agree with Him that what you thought or did was wrong.

WITNESSING MEANS . . .

. . . telling others about Jesus.
. . . to be loving and kind.
. . . to be honest.

FELLOWSHIP MEANS . . .

. . . thinking and caring about God and others.
. . . helping each other show love and concern.
. . . trying to do good things with and for others.
. . . spending time with God by talking to Him, and with other people by sharing and doing things with them.

3. Christians (people who follow Jesus) need to spend time with others who know God and His Son Jesus.

Who would like to read the next words?

“Christians . . . Help each other grow. Help care for each other. Encourage each other. Help each other with problems.”

Look at the next direction and read it with me. “Draw pictures to show where you can find other people who believe Jesus is God’s Son.” [**Allow learners time to complete their drawings**]

People who follow Jesus learn to tell others about Him. The next page tells us one way to do this. Please turn to Activity Page 4. Who would like to read?

4. Learning to Tell Others About Jesus

“Make a list of friends you want to tell about Jesus:”
“I can pray for these people every day.”

Christians learn to pray for their family and friends. They pray they will come to understand and know God's love and His Son Jesus. You may put the names of family or friends on these lines.

Who would like to read the words under the list?
“I can learn to tell these people about God and His Son Jesus.”

The last way this page tells us how to grow is number 5.

5. Loving and Obeying God

Please read:

“John 14:21: ‘He who knows My commands and obeys them is the one who loves Me. And My Father will love him who loves Me. I will love him and will show Myself to him.’”

Talk with God. Your prayer could be something like this: I love you God. Thank you for loving me. Thank you for growing your character in me. Thank you for helping me learn to obey by . . .

- Talking to You every day. This grows responsibility in me.
- Reading my Bible. This grows perseverance in me.
- Respecting my parents. This grows respect in me.
- Choosing to tell the truth. This grows integrity in me.
- Forgiving family, friends and others. This grows forgiveness, grace and mercy in me.

Thank you for always loving me as I make right and wrong choices.

There are four Bible verses to learn. Beside each verse write one of the five things you can do to grow in your friendship and fellowship with God. The word you choose needs to match what the verse is saying.

Answer Key:

Pray "Do not worry about anything. But pray and ask God for everything you need. And when you pray always give thanks." (Philippians 4:6)

Pray "Every morning You hear my voice. Every morning I tell You what I need. And I wait for Your answer." (Psalm 5:3)

Forgive family, friends and others.

"Let us think about each other and help each other to show love and do good deeds." (Hebrews 10:24)

Read God's book the Bible.

"He who knows My commands and obeys them is the one who loves Me. And My Father will love him who loves Me. I will love him and will show Myself to him."
(John 14:21)

When you memorize these verses, please tell them to me.

SUMMARY (2-5 Minutes)

[Guided Conversation]

We have learned five things that help us love and obey God. Let's list them on the chalkboard or a large piece of paper. **[Allow children to write ideas, making sure the following ideas are identified.]**

1. Pray. Talk with God often. This grows responsibility in us.
2. Read the Bible. Plan a special time to read the Bible and talk with God. Never, never, never give up talking to God or reading His book, the Bible! This grows perseverance in us.
3. Respect parents, grandparents, foster parents. This grows respect in us.
4. Choose to tell the truth. Tell others the truth about Jesus. This grows integrity in us.
5. Forgive family, friends and others. This grows forgiveness, grace and mercy in us.

Forgiveness is...

To stop blaming or feeling anger toward someone who has hurt or wronged us; to pardon or excuse a wrong thought, word or action.

Respect is...

Showing honor to people, by listening, being courteous, polite, and demonstrating manners. It includes self respect, the avoidance of self criticism and respect for order and authority.

Perseverance is...

Continual steady effort made to fulfill some purpose, goal, task or commitment; to persist in spite of difficulties. Never, never, never give up.



The daily process of character building includes learning to pray, learning to read the Bible, being with other Christians, learning to tell others about Jesus and choosing to obey God.

This page is intentionally left blank.
In the original paper format there was a
cutout on this page.

Growing

Circle the pictures of things that grow.



CARS




ROCKS



BALLS



FLOWERS



TREES



CHILDREN



Trees and flowers need certain things to grow. Fill in the letters to discover these things.

L _ _ _ T

_ _ _ E R

S O _ _

What do children need to grow?

F _ _ _

WA _ _ _

_ _ V E


Someone to L _ _ E

Light Water Soil Food Water Love Love

This page is intentionally left blank.
In the original paper format there was a
cutout on this page.

Here are some ways to help you grow in this new life. You need to pray and read your Bible, be with Christians, tell others about Jesus and obey God. Here is a song to help you remember what you need to grow. (Sing these words to a familiar tune.)

*I don't have to wait until I'm grown
to be loving, kind and true.
I can pray and read my Bible,
be with other Christians too.*



This page is intentionally left blank.
In the original paper format there was a
cutout on this page.

1. Prayer.

You can talk to God any _____, any _____ . You

can talk to God by _____ r _____ s _____ f and with others. God always answers. Sometimes He says y _____ s. Sometimes _____ o. Often He says w _____ t a _____ h _____ e. Or He tells us a b _____ t _____ r way.



2. The Bible.

Every day have a special time to read your Bible and talk with God. Read Psalm 5:3: "God, every morning You hear my voice. Every morning, I tell You what I need. And I wait for Your answer."

Circle the words in this verse that tell you about a time to talk with God. Write some thoughts you have as you read your Bible. Try it now with Psalm 5:3.




Book of the Bible I am reading: _____
Chapter _____ Verses _____

3. Christians need to spend time with others who know God and His Son Jesus.

Christians...

- ✓ Help each other grow.
- ✓ Help care for each other.
- ✓ Encourage each other.
- ✓ Help each other with problems.

Draw pictures to show where you could find other people who believe Jesus is God's Son.




Perseverance

This page is intentionally left blank.
In the original paper format there was a
cutout on this page.

4. Learning to tell others about Jesus.

Make a list of friends you want to tell about Jesus:



5. Loving and Obeying God.

John 14:21 says: "He who knows my commands and obeys them is the one who loves Me. And My Father will love him who loves Me. I will love him and will show Myself to him."


Talk with God. Your prayer could be something like this: I love You God. Thank You for loving me. Thank You for growing Your character in me. Thank You for helping me learn to obey by:

- Talking to You every day. This grows responsibility in me.
- Reading my Bible. This grows perseverance in me.
- Respecting my parents. This grows respect in me.
- Choosing to tell the truth. This grows integrity in me.
- Forgiving family, friends and others. This grows forgiveness, grace and mercy in me.

Thank You for always loving me as I make right and wrong choices.

This Week's Bible Verses to read and memorize:

- ☐ "Do not worry about anything. But pray and ask God for everything you need. And when you pray always give thanks." —Philippians 4:6
- ☐ "Every morning You hear my voice. Every morning, I tell You what I need. And I wait for Your answer." —Psalm 5:3
- ☐ "Let us think about each other and help each other to show love and do good deeds." —Hebrews 10:24
- ☐ "He who knows my commands and obeys them is the one who loves Me. And My Father will love him who loves Me. I will love him and will show Myself to him." —John 14:21




Unless noted, Bible verses are from the Children's International Bible.

This page is intentionally left blank.
In the original paper format there was a
cutout on this page.

REVIEW AND FOCUS

Complete the puzzle by answering the question, "What are three steps that can be taken whenever you think, say, or do something wrong?" Circle the key words hidden in the puzzle. The words go up and down or straight across.

T	H	A	N	K	S	J	P
R	U	G	G	E	D	E	S
U	S	R	S	A	B	S	Y
S	A	E	L	E	C	U	T
T	U	E	S	O	I	S	E



1. _____ with God that what you thought, said or did was not what He wanted.

2. _____ for forgiving the wrong things you think, say or do (your sins).



3. _____ God to help change your thoughts, words and actions.

Telling God and others the truth helps you become a *person of integrity!*

This page is intentionally left blank.
In the original paper format there was a
cutout on this page.

THE HOLY SPIRIT AND ME

OBJECTIVES

- To understand that the Holy Spirit is with believers all the time.
- To discover the power of the Holy Spirit is in every child of God.
- To identify four reasons the Holy Spirit's power is needed.
- To identify three steps to take to be guided and helped by the Holy Spirit's power every day.
- To become aware that the Holy Spirit is the Spirit of truth and is able to help children become people of integrity.

PREPARATION/MATERIALS NEEDED

1. Provide Discipleship Activity Pages, "The Holy Spirit and Me," for each child.
2. Provide a copy of page 17 of *The Greatest Promise* booklet.
3. Complete the Activity Pages, "The Holy Spirit and Me," before the session so you will be familiar with all concepts.
4. Prepare a song chart or transparency for the song, "Spirit of God."
5. An *It Takes Love* cassette tape or CD. (May be ordered by phoning 1-800-432-1997.)

REVIEW/FOCUS (5-10 Minutes)

Please give each learner a copy of page 17 of *The Greatest Promise* booklet and "The Holy Spirit" Activity Pages.]

[Guided Conversation]

We have been learning many things about following Jesus. We discovered that God, the Creator and Father of everything, sent His Son Jesus, to all the people of the world.


MAIN CHRISTIAN PRINCIPLE/CONCEPT



The Holy Spirit is God's Spirit living in every child of God. The Holy Spirit is a Helper and Guide, giving people the power to choose what is right.

BENEFITS TO SOCIETY

When individuals allow the Holy Spirit to help and guide them, the society in which they live is filled with love, joy, peace, patience, kindness, goodness, faithfulness, gentleness and self-control.



**Bible verses found in
Activity Pages
"The Holy Spirit and Me"**

John 1:12

"All people who receive Jesus and believe in Him become children of God."

Galatians 4:6

"And you are God's children. That is why God sent the Spirit of His Son into you."

Ephesians 5:18

". . . But be filled with the Spirit."

John 16:13

"But when the Spirit of truth comes He will lead you into all truth. He will not speak His own word."

John 14:16, 17

"I will ask the Father, and He will give you another Helper. He will give you this Helper to be with you forever."

"The Helper is the Spirit of truth. The world cannot accept Him because it does not see Him or know Him. But you know Him. He lives with you and He will be in you."

We also learned that all people can become children of God. Please look at the first page of the "Holy Spirit and Me" Activity Pages. The first activity will help us remember how people become children of God.

Who would like to read? "Remember what you learned from the Bible verse John 1:12: 'All people (men, women, girls, boys) who receive Jesus and believe in Him become children of God.'"

Please complete the next sentence. If you have prayed and asked Jesus to be in you, you can write, "I am a child of God." If you have not prayed and asked Jesus to be in you, you may leave this blank.

Where did we find a prayer that all people can pray to become children of God? **[Answer: Page 17 in *The Greatest Promise* booklet, or the copy of page 17 I just gave you.]**

Let's look at page 17. **[Or a copy of page 17.]**

What are the three essential parts of this prayer?

[Answer:]

- 1. Tell God you believe Jesus is His Son.**
- 2. Thank God that Jesus died on the cross for the wrong things you have thought, said or done.**
- 3. Ask Jesus to be with you and in you.]**

DISCOVER (20-30 Minutes)

"THE HOLY SPIRIT AND ME"

[Guided Conversation]

Please set aside page 17 of *The Greatest Promise* booklet and look at "The Holy Spirit and Me" Activity Pages

We completed the sentence "I am a child of God." Next is a new verse to learn. Who would like to read Galatians 4:6 and the words to the right of this verse? Thank you, _____!

Galatians 4:6: "'And you are God's children. That is why God sent the Spirit of His Son into you.'"

"The Spirit of His Son is the Holy Spirit of God. Even now, whenever you wonder if you really belong to God, the Holy Spirit helps you remember how you prayed and asked Him to come and live in you. The Holy Spirit is God living in you."

So, one thing we have discovered is that God's book, the Bible, teaches that the Holy Spirit is God. God lives in you when you invite Jesus into your life.

The next activity helps us understand that the Holy Spirit is always with those who ask Jesus to live in them.

Read along with me. "The Holy Spirit is with you all the time. He is with you when . . . (Mark out all the X's and J's to find out some times the Holy Spirit is with you.)"

[Give the learners a few moments to mark out the X's and J's in the five phrases. Then ask several to share their answers.]

The Holy Spirit is with you all the time. He is with you when . . . you are joyful or happy.
. . . you need to be kind to a friend.
. . . there is a terrible storm.
. . . it is your turn to share.
. . . you are sick.

Good! Now please look at the next page. This page helps you think about ways the Holy Spirit helps us.

Please read with me: "The Holy Spirit is powerful." "You want to live the life that God has for you. Circle the pictures that show some things you do:"

What do you think the pictures are saying a Christian does?
[Answers: Pray, read the Bible, be with other Christians.]

Who would like to read the next directions? "It is hard to always do the things God wants. You need some powerful help. Think of some people who are very powerful. Write their names here, or draw their picture here."

[Help the children think of heroes or fantasy characters like Superman. They can draw a picture or write the names. Allow enough time for each child to write or draw at least one idea, then direct them to the next question.]

"Where do the people on your list get their power?"

John 14:26

"But the Helper will teach you everything. He will cause you to remember all the things I told you. This Helper is the Holy Spirit whom the Father will send in My name."

Acts 1:8

"But the Holy Spirit will come to you. Then you will receive power. You will be My witnesses . . . in every part of the world."

John 16:14

"The Spirit of truth will bring glory to Me."

Galatians 5:22, 23

"But the Spirit gives love, joy, peace, patience, kindness, goodness, faithfulness, gentleness, self-control."



The power of the Holy Spirit is in every child of God. You need His power to:

Use this code to fill in the spaces: 1=A, 2=B, 3=C, 4=D, 5=E, 6=F, 7=G, 8=H, 9=I, 1=J, 11=K, 12=L, 13=M, 14=N, 15=O, 16=P, 17=Q, 18=R, 19=S, 20=T, 21=U, 22=V, 23=W, 24=X, 25=Y, 26=Z

1.

15	2	5	25

 God.
2.

3	8	15	15	19	5

 to be the person
God wants you to be.
3.

12	9	22	5

 the way God tells you.
4.

20	5	12	12

 others how they can
become God's children.



[You may need to prompt their thinking by giving them an example, like "Superman gets his power from the planet Krypton. Kryptonite takes away his power."]

[Continue reading with the children.]

"The power of the Holy Spirit is in every child of God. You need His power to . . ."

Here is another code where you will discover what the Holy Spirit gives power to do. Use this code to fill in the spaces. I will give you a few minutes to complete your answers.

Who would like to tell the others in our group your answer for number 1? You need His power to _____.

[Answer: obey God.]

Continue in the same way through number 4. **[Answers: 2. To choose to be the person God wants you to be. 3. To live the way God tells you. 4. To tell others how they can become God's children.]**

Who would like to read the writing in the box?

Thank you, _____!

"The Holy Spirit wants to be your Helper and guide you. Ask the Holy Spirit to remind you of any thoughts, words or actions (sins) you have not confessed (told Him). When you confess your sins, the Holy Spirit's power will guide and help you."

Please look at the next page. At the top of this page is a sentence that reminds us what to do when we think or say or do something wrong. Who will read the sentence? "When you think or say or do something that is wrong, talk with God about it."

Next is a fun puzzle. We will need to read the directions carefully together.

"This activity helps to remind you of a Bible verse about confessing. Follow these directions to fill in the spaces on the big tree. The numbers tell you which small tree to look at. The shapes tell you which letter on the small tree to use. Below the first space on the big tree is a 3 triangle. Find the small tree with the number 3. Now find the triangle on that tree. Did you find the letter I below the triangle? Put I in the first space on the big tree.

Any questions about how to do this part? Then finish the message in the same way.

[Allow the children sufficient time to complete this part. Younger children will need more help and more time. Ask children to share their answer.]

The next part is a reading time. As we read we find three ways to be guided and helped by the Holy Spirit's power every day.

Please read along with me:

"Ephesians 5:18 says you are to 'be filled with the Holy Spirit.' To be 'filled' means to let the Holy Spirit guide and help you by His power. You can have this power to guide and help you by praying a prayer like this:

"Dear God, I need You to guide and help me. Thank You that my sins are forgiven through Jesus's death on the cross. I now ask You to guide and control me with Your Holy Spirit. Thank You for doing what You promised. I pray this in the name of Jesus."

"There is a way to continue to be guided and helped by the Holy Spirit's power every day."



Who would like to read next?

"Each day:

Pray—Confess (agree with God about) your wrong thoughts, words and actions.

Believe that God has forgiven you.

Ask the Holy Spirit to guide and help you to become a person of compassion, forgiveness and integrity.



THEME THOUGHTS


"The Spirit of God is my Helper and Guide; giving me power to choose what is right."

-Doug Eltzroth

The Holy Spirit is God's Spirit, living in every person who believes Jesus is God's Son and invites Him to live in him or her.

The logical consequence of the Holy Spirit's power, help and guidance is:

love
joy
peace
patience
kindness
goodness
faithfulness
gentleness
self-control



You need to do this each time you make a wrong choice."

Remember how we learned that the Bible is where we can find truth? In this next section we will read several Bible verses that will tell us more about the Holy Spirit.

Who would like to read the writing at the top of the next page?

"In the Bible, God tells you ways the Holy Spirit helps you. Printed in the Bible below are some verses. Find and read these verses in your Bible. On the right-hand page of the Bible below write or draw pictures to tell what the verses say about the Holy Spirit."

[If you do not have Bibles for the children, the verses are printed on Activity Page 4.]

Let's try the first one together. John 16:13 says, "But when the Spirit of truth comes He will lead you into all truth. He will not speak His own word."

So, what would you put on the right-hand page? The Holy Spirit . . . does what according to this verse? **[Possible answers: The Holy Spirit is truth. The Holy Spirit will help me discover what is truth, and to become a person of integrity.]**

[Continue in the same manner with 2-5. Allow children to share their answers. Answers are printed upside down below the Bible.]

At the bottom of the page is a picture of a girl praying. Who would like to read her prayer?

"God, thank You for giving the Holy Spirit to help me grow and become a person of compassion, forgiveness and integrity like You."

SUMMARY (2-5 Minutes) **[Guided Conversation]**

Let us think about some things we have learned about the Holy Spirit.

As we think together, I'll write your answers on the chalkboard and you may write them on your piece of paper.

When is the Holy Spirit with you? **[Possible answers: when you . . . are joyful or happy, need to be kind to a friend, there is a terrible storm, it is your turn to share, are sick, all the time (or any other ideas children have.)]**

Complete this sentence: The Holy Spirit is in _____ child of God. **[Answer: every.]**

What are four reasons people need the Holy Spirit's power? **[Possible answers: to obey God, to choose to be the person God wants you to be, to live the way God tells you, to tell others how they can become God's children.]**

What are three steps we can take to be guided and helped by the Holy Spirit's power? **[Possible Answers: pray; believe that God has forgiven you; ask the Holy Spirit to guide and help you become a person of compassion, forgiveness and integrity.]**



The Holy Spirit is God's Spirit, living in every child of God. The Holy Spirit is a Helper and Guide, giving people the power to choose what is right.

MUSIC ACTIVITY "THE SPIRIT OF GOD"

[Guided Conversation]



Sing the song, "The Spirit of God," from the music tape *It Takes Love*. Use a song chart or transparency to allow the children to read the words. **[When the children know the song well enough, you may sing the song in a round.]**

SPRIT OF GOD

The Spirit of God
 Is my Helper and Guide
 Giving me power
 To do what is right.
 (Repeat)
 Spirit of God, Spirit of God,
 Spirit of God, Spirit of God.
 (Repeat)

He gives love,
 He gives joy,
 He gives peace,
 He gives
 Patience to both young and old.
 Kindness and goodness,
 And faithfulness, gentleness,
 He even gives self-control.

SPRIT OF GOD



MEMORY ACTIVITY "INTEGRITY CREED"


[Guided Conversation]

Often it helps us to memorize words that help us make right choices. This "Creed" is to help you continue to remember your choice to follow Jesus and be a person of high moral character.

INTEGRITY CREED

**I am a person of high moral character,
being and doing...**

- **the right thing**
- **the right way**
- **for the right reason**
- **expecting the right result**
- **to benefit others and**
- **to glorify God**
- **according to God's book, the Bible.**




This page is intentionally left blank.
In the original paper format there was a
cutout on this page.

The Holy Spirit is powerful.


You want to live the life that God has for you.

Circle the pictures that show some new things you do:



Where do the people on your list get their power?

It is hard to always do the things God wants. You need some powerful help. Think of some people who are very powerful. Write their names here:
Or draw their picture here:



The power of the Holy Spirit is in every child of God. You need His power to:

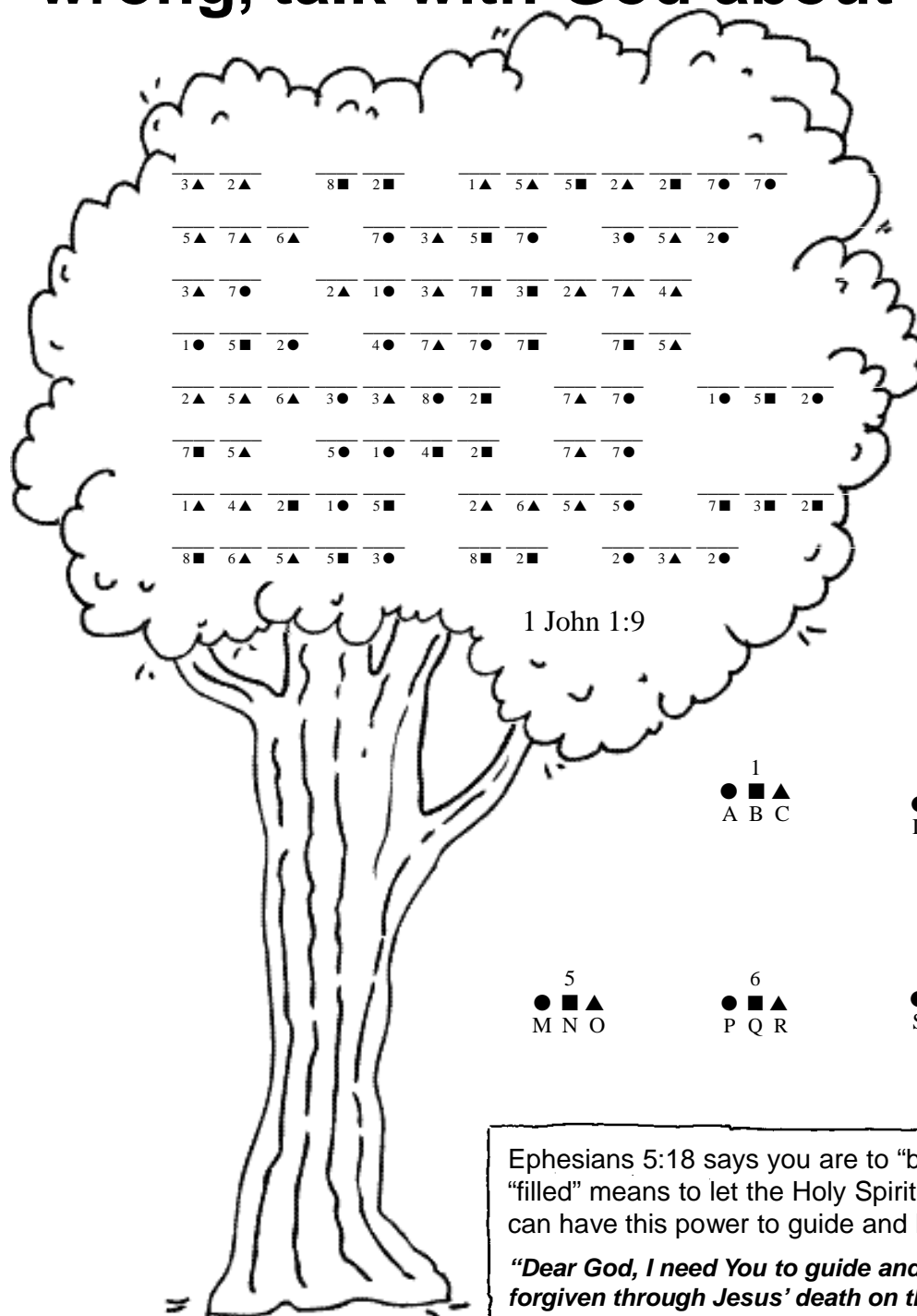
Use this code to fill in the spaces: 1=A, 2=B, 3=C, 4=D, 5=E, 6=F, 7=G, 8=H, 9=I, 1=J, 11=K, 12=L, 13=M, 14=N, 15=O, 16=P, 17=Q, 18=R, 19=S, 20=T, 21=U, 22=V, 23=W, 24=X, 25=Y, 26=Z

1. $\frac{15}{3}$ $\frac{2}{8}$ $\frac{5}{15}$ $\frac{25}{19}$ God.
2. $\frac{3}{12}$ $\frac{8}{9}$ $\frac{15}{22}$ $\frac{15}{5}$ to be the person God wants you to be.
3. $\frac{12}{20}$ $\frac{9}{5}$ $\frac{22}{12}$ $\frac{5}{12}$ the way God tells you.
4. $\frac{20}{20}$ $\frac{5}{5}$ $\frac{12}{12}$ $\frac{12}{12}$ others how they can become God's children.

The Holy Spirit wants to be your Helper and guide you. Ask the Holy Spirit to remind you of any thoughts, words or actions (sins) you have not confessed (told Him). When you confess your sins and then let Him, the Holy Spirit's power will guide and help you.

This page is intentionally left blank.
In the original paper format there was a
cutout on this page.


When you think or do something that is wrong, talk with God about it.



1 John 1:9

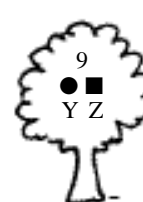
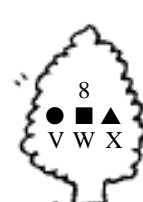
This game will remind you of a Bible verse about confessing. Follow these directions to fill in the spaces on the big tree. The numbers tell you which small tree to look at. The shapes tell you which letter on the small tree to use. Below the first space on the big tree is a 3▲. Find the small tree with the number 3. Now find the triangle ▲ on that tree. Did you find the letter "I"? Put "I" in the first space on the big tree. Then finish the message the same way.

1
● ■ ▲
A B C



5
● ■ ▲
M N O

6
● ■ ▲
P Q R



There is a way to continue to be guided and helped by the Holy Spirit's power every day.

Ephesians 5:18 says you are to "be filled with the Holy Spirit." To be "filled" means to let the Holy Spirit guide and help you by His power. You can have this power to guide and help you by praying a prayer like this:

"Dear God, I need You to guide and help me. Thank You that my sins are forgiven through Jesus' death on the cross. I now ask You to guide and control me with Your Holy Spirit. Thank You for doing what You promised. I pray this in the name of Jesus."

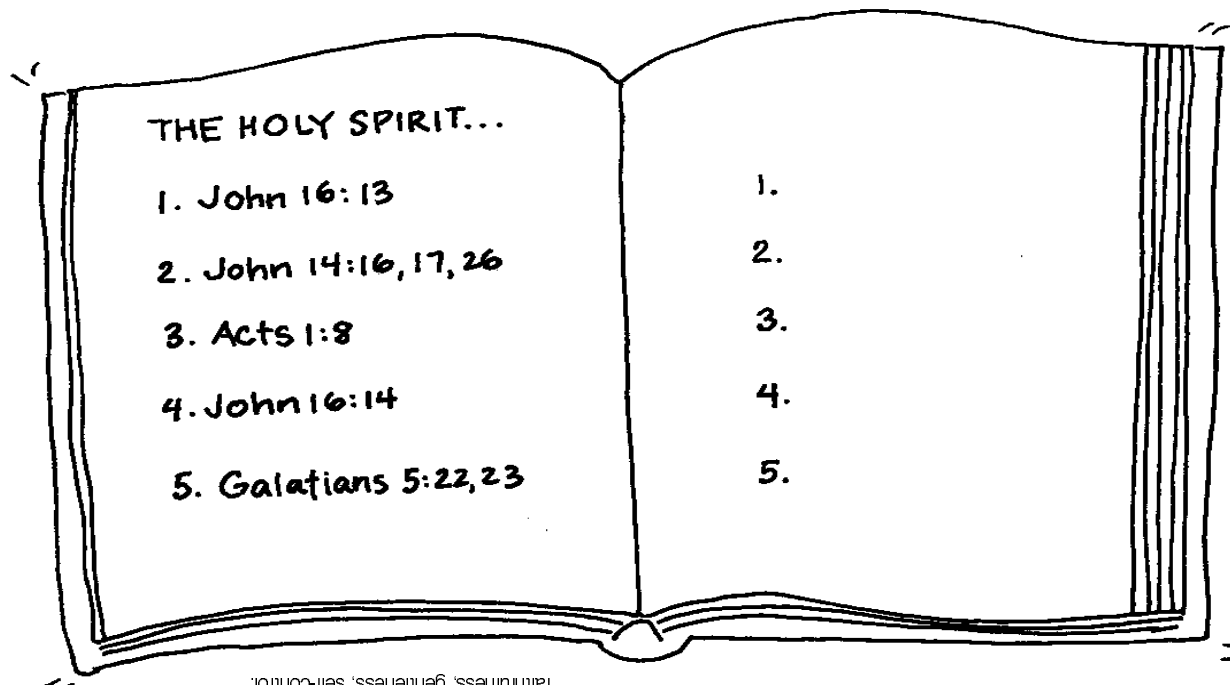
Each day: • **Pray** – Confess (agree with God about) your wrong thoughts, words and actions.

• **Believe** that God has forgiven you.

• **Ask** the Holy Spirit to guide and help you become a person of compassion, forgiveness and integrity. You need to do this each time you know you make a wrong choice.

This page is intentionally left blank.
In the original paper format there was a
cutout on this page.

In the Bible God tells you ways the Holy Spirit helps you. Printed in the Bible below are some verses. Find and read these verses in your Bible. On the right-hand page of the Bible below, write or draw pictures to tell what the verses say about the Holy Spirit.



THE ANSWERS ARE:
1. Leads you to truth and helps you be a person of integrity.
2. Is your Helper.
3. Helps you witness (tell others about Jesus).
4. Helps you praise Jesus (give glory to God).
5. Gives you love, joy, peace, patience, kindness, goodness, faithfulness, gentleness, self-control.

This Week's Bible verses to read and memorize:

☐ *"But when the Spirit of truth comes He will lead you into all truth. He will not speak His own word."*—John 16:13


☐ *"I will ask the Father, and He will give you another Helper. He will give you this Helper to be with you forever."*—John 14:16

☐ *"But the Holy Spirit will come to you. Then you will receive power. You will be My witnesses...in every part of the world."*—Acts 1:8

☐ *"The Spirit of truth will bring glory to me."*—John 16:14

☐ *"But the Spirit gives love, joy, peace, patience, kindness, goodness, faithfulness, gentleness, self-control."*—Galatians 5:22,23

God, thank You for giving the Holy Spirit to help me grow and become a person of compassion, forgiveness and integrity like You.



Unless noted, Bible verses are from the Children's International Bible.

This page is intentionally left blank.
In the original paper format there was a
cutout on this page.


SPIRIT OF GOD

The Spirit of God
Is my Helper and Guide
Giving me power
To do what is right.
(Repeat)

Spirit of God, Spirit of God,
Spirit of God, Spirit of God.
(Repeat)

He gives love,
He gives joy,
He gives peace,
And He gives
Patience to both young and old.



Kindness and goodness,
And faithfulness, gentleness,
He even gives self-control.



This page is intentionally left blank.
In the original paper format there was a
cutout on this page.



Glossary of Character Virtues



Character Virtues

Compassion Love, Care Kindness Self-Esteem Obedience	Forgiveness Humility Joy Peace
Integrity Truth Honesty Discernment	Respect Obedience Patience
Responsibility Discipline Self-control Obedience	Initiative Generosity Courage Motivation
Cooperation Authority Generosity Kindness	Perseverance Endurance, Diligence Dependability Loyalty

DEFINITIONS OF EIGHT FOUNDATION VIRTUES

Compassion is...

...sympathy for someone else's suffering or misfortune, together with the desire to help.

Forgiveness means...

...to stop blaming or feeling anger toward someone who has hurt or wronged us.
... to pardon or excuse a wrong thought or action.

Integrity is...

...strength and firmness of character; utter sincerity and honesty. A person of integrity keeps his or her word, is upright, completely honest and sincere.

Respect means...

...showing honor to people, by listening, being courteous, polite, and demonstrating manners. It includes self-respect, the avoidance of self criticism, and respect for order and authority.

Responsibility means...

...personal, individual acceptance that every human being is accountable for his or her behavior, including thoughts, choices, decisions, speech and actions.

Initiative is...

...choosing to make the first step in thinking, doing or learning. It includes being responsible for follow-through. Initiative is demonstrating responsible thoughts and actions without being prompted, or influenced by other choices.

Cooperation is...

...working together to reach a common goal. A cooperative person is willing to work with others in an effort to accomplish something that cannot be achieved by a single person. Cooperation is sharing with others your skills, energy, talents, respect and responsibility.

Perseverance means...

...continual steady effort made to fulfill some purpose, goal, task or commitment; to persist in spite of difficulties; to never, never, never give up.

This page is intentionally left blank.
In the original paper format there was a
cutout on this page.

10 BIG IDEAS ON DEVELOPING CHARACTER

- 1. Children develop character slowly, and in stages.**
- 2. Respect children and require respect in return.**
- 3. Teach and develop character by example.**
- 4. Help children learn to think honestly.**
- 5. Help children assume real responsibilities.**
- 6. Balance high support and high control.**
- 7. Initiate and demonstrate forgiveness, regardless of blame.**
- 8. Love children! Love is vital for character development.**
- 9. Provide ways for children to make choices.**
- 10. Ask questions instead of giving answers.**



This page is intentionally left blank.
In the original paper format there was a
cutout on this page.